



COUNTY OF RIVERSIDE
CALIFORNIA

Criminal Justice System Review

**An Assessment of the County of Riverside's Criminal Justice System
Organizational, Operational, and Financial Performance, and the Law
Enforcement Contract City Rates**

March 2016

16-3

Table of Contents

Section	Page
Executive Summary	3
Report Overview	16
Countywide Recommendations	19
Office of the Sheriff	39
Probation Department	79
Office of the District Attorney	95
Office of the Public Defender	111
Appendix I: Service Inventory	126
Part A: Office of the Sheriff	126
Part B: Probation Department	135
Part C: Office of the District Attorney	147
Part D: Office of the Public Defender	160

Executive Summary

Scope, objectives, approach, and recommendations

Project Objectives






In October 2015, the County of Riverside (County) Board of Supervisors (Board) engaged KPMG to conduct a review of the Criminal Justice System, focusing on an organizational, operational, and financial review of the Office of the District Attorney, Probation Department, Office of the Public Defender, and Office of the Sheriff (collectively “the agencies;” “public safety departments;” or individually “agency”) as well as a law enforcement contract city rate review.

The key objectives of the review were as follows:

1. Evaluate Department Operations	Evaluating public safety department expenditures and procedures, including the budgets, administrative overhead, and regular and special program administration.
2. Analyze Cost Methodologies	Review of subordinate contractual agreements, specifically the methodology used to establish contract rates and the degree of actual cost recovery from city contracts for all law enforcement services, including liability costs.
3. Provide Recommendations	Provide recommendations to the Board of Supervisors where duplication of effort or other opportunities for improved efficiencies or options to maximize the County’s return on investment can be identified.

Scope and Approach

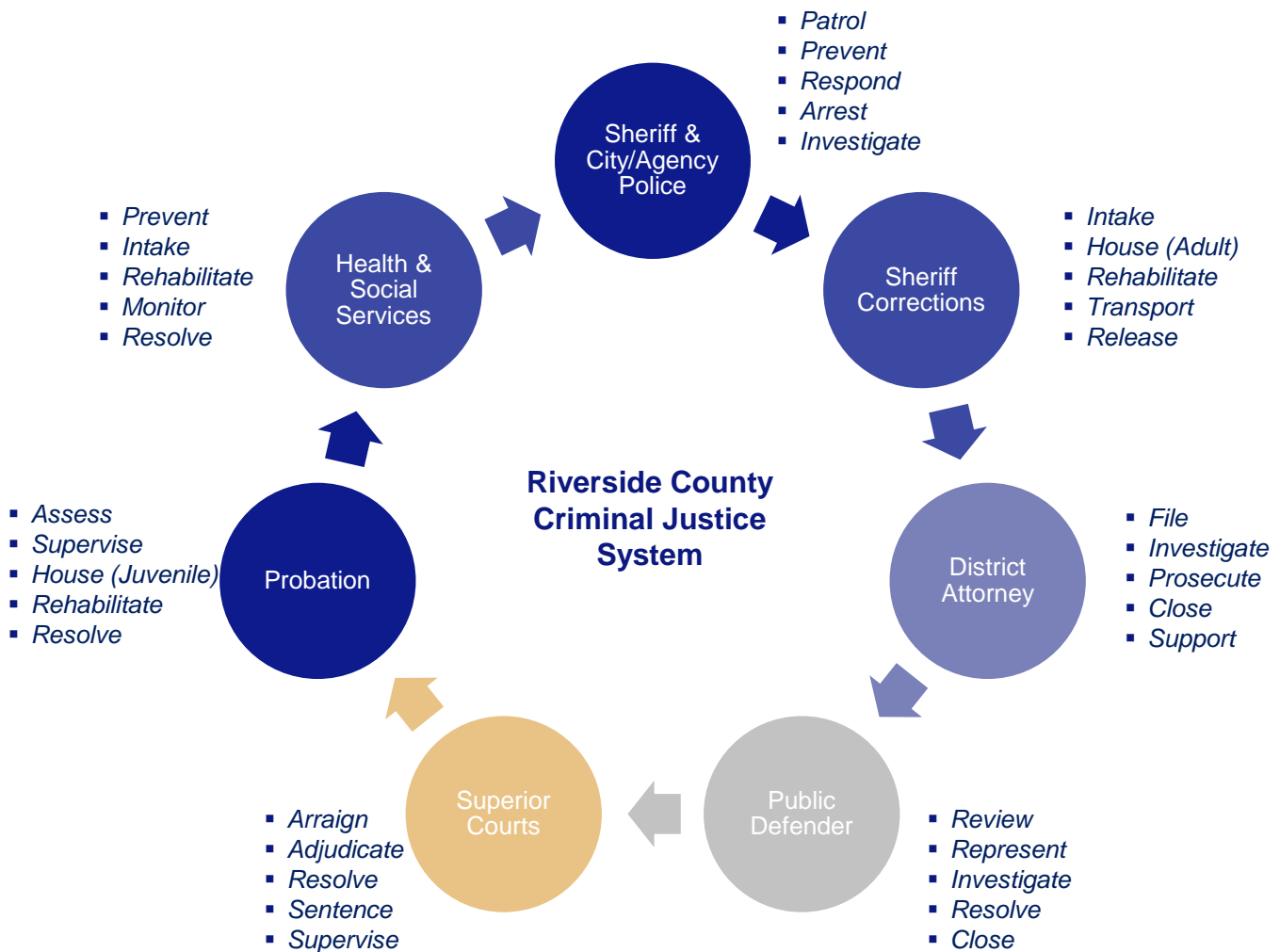
The project scope included the Office of the Sheriff (Sheriff’s Office or RSO), Probation Department (Probation), Office of the Public Defender (Public Defender), and Office of the District Attorney (District Attorney, Office of the DA, or ODA), with a specific focus on the contract law enforcement rate model. The project began in late October 2015 and extended through the end of March 2016 to accommodate the necessary time for information gathering and confirmation.

Task	Week										
	1 – 2 10/26 – 11/6	3 – 4 11/9 – 11/20	5 – 6 11/23 – 12/4	7 – 8 12/7 – 12/18	9 – 10 12/21 – 1/1	11 – 12 1/4 – 1/15	13 – 14 1/18 – 1/29	15 – 16 2/1 – 2/12	17 – 18 2/15 – 2/26	19 – 20 2/29 – 3/11	21 – 22 3/14 – 3/25
1 Mobilize											
2 Inventory											
3 Analyze											
4 Develop											
5 Report											

Scope and Approach (continued)

KPMG conducted numerous project activities to fulfill engagement objectives across the 22-week timeline. To analyze department operations, the team conducted interviews with department management and staff; conducted site visits where applicable; participated in ride-alongs for law enforcement and Probation operations; researched comparative county operational and financial information; and reviewed relevant documentation provided by Departments. The team also conducted interviews with other County departments with a stake in the criminal justice system operations as relevant, including Riverside County Human Resources, Information Technology, Correctional Health, and collective bargaining units. Over 130 meetings and interviews were conducted, more than 4,500 pages of documentation reviewed, and more than 25 different facilities were visited as a part of this process.

An illustration of the interconnected County Criminal Justice System is provided below, with the major activity types of each system node captured for overview purposes. This system is a complex network of independent departments that interacts with other Federal, State, County, City, and non-profit agencies to perform efficiently and effectively.



KPMG's approach also took into consideration the constitutional authority under which each Department under review operates, and through this report acknowledges that only the California Office of the Attorney General can direct the elected offices of the Sheriff and District Attorney relative to matters of law enforcement.

Methodology

When conducting the review and identifying recommendations across the county and each department, KPMG considered the following five dimensions at departmental and functional levels as required by the County's request for proposals and subsequent statement of work:

Strategy & Governance	<ul style="list-style-type: none">▪ Departmental Strategy: How is a cohesive strategy set in terms of goals, objectives, outcomes, and investments at department and functional levels?▪ Performance Management: How does performance in fulfillment of goals, objectives, outcomes, and investments get measured, monitored, and improved?▪ Stakeholders and Partners: How does engagement with stakeholders and partner agency/organizations take place to allow for joint strategy, performance, and resourcing considerations?
Organization & Resources	<ul style="list-style-type: none">▪ Organization Structure: How is the department structure organized in light of departmental strategy and operational functions or services?▪ Workload Management: How does the department measure and manage quantity, quality, duration, and intensity of workload in its key functional areas?▪ Resource Management: How does the department measure and manage availability, utilization, capability, and performance of its resources in key functional areas?
Budgets & Spending	<ul style="list-style-type: none">▪ Functions and Services: How are department structure and resources allocated to the functions and services provided to internal, external, or administrative audiences?▪ Budget Management: How does the department develop, validate, monitor, and manage the budget at the department level for its key functional areas?▪ Financial Management: How does the department delegate, approve, monitor, and manage spending decisions at the department level and for key functional areas?
Assets & Enablers	<ul style="list-style-type: none">▪ Facilities and Fleet Management: How does the department manage its fleet and facilities in terms of capital strategy, asset condition/cost, and asset performance?▪ Technology Management: How does the department manage its technology/systems in terms of strategy, technology cost, and performance?▪ Support Services Management: How does the department manage its support functions in terms of service strategy, cost/scale, and performance?
Policies & Practices	<ul style="list-style-type: none">▪ Policy Management: How does the department develop, maintain, and govern its portfolio of policies and procedures at a department level and in key functional areas?▪ Training and Evaluation: How does the department develop, deliver, and audit its training programs at a department level and in key functional areas?▪ Risk Management: How does the department identify and mitigate operational and financial risks at a department level and in key functional areas?

Recommendations Overview

Overall, 51 recommendations were identified across the county, four agencies, and contract cities focus areas. Recommendations have the potential to lead to cost savings and performance enhancements to help the County better collaborate across its departments to better achieve its goals and outcomes of safer, healthier, more sustainable communities. For details on the recommendation priority definitions, see page 17.

Recommendation Priority Area	Priority Level		
	1	2	3
Countywide	6	16	11
Savings	2	2	7
Efficiency	1	7	3
Effectiveness	3	7	1
Sheriff's Office	28	18	5
Savings	3	12	2
Efficiency	11	4	2
Effectiveness	14	2	1
Probation Department	1	9	14
Savings	0	1	7
Efficiency	1	3	4
Effectiveness	0	5	3
Office of the District Attorney	4	8	9
Savings	1	1	5
Efficiency	1	3	3
Effectiveness	2	4	1
Office of the Public Defender	2	8	14
Savings	0	0	8
Efficiency	2	2	4
Effectiveness	0	6	2
Overall Totals	41	59	53
Savings	6	16	29
Efficiency	16	19	16
Effectiveness	19	24	8

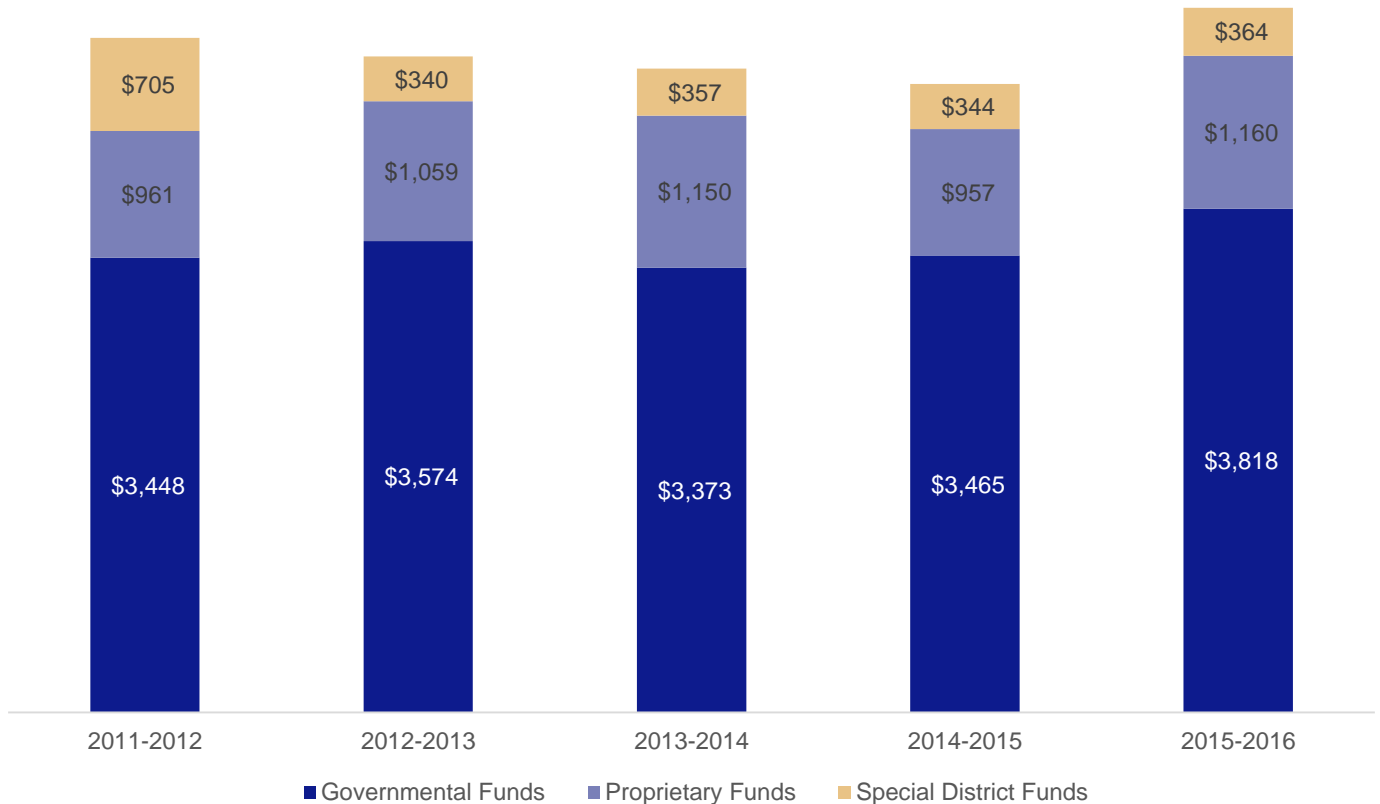
Recommendations by Agency

Each agency under review provides distinct services that ultimately support the provision of Criminal Justice services to the residents of the County. Key information pertaining to the agencies is below:

Agency	FY15-16 Revenues	FY15-16 Expenditures	Net County Cost	Full-Time Equivalents	Leadership
Sheriff	\$391,780,441	\$646,108,530	\$254,328,089	4,070	Elected
District Attorney	\$46,040,786	\$106,027,602	\$59,986,816	677	Elected
Probation	\$88,843,850	\$126,312,318	\$37,468,738	971	Appointed
Public Defender	\$2,067,285	\$36,247,522	\$34,180,237	220	Appointed

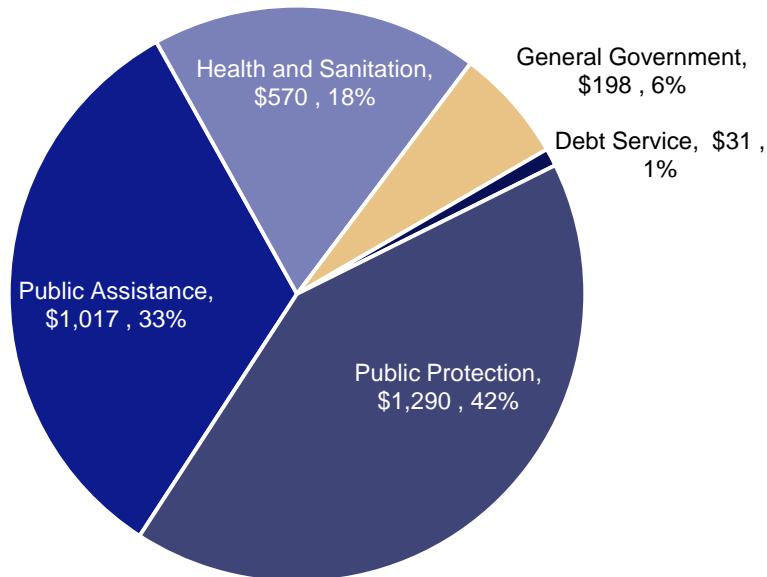
County Information

The County of Riverside operates with a budget of more than \$5 billion annually, of which the Sheriff, Probation, District Attorney, and Public Defender budgets account for approximately 17%. The overall County budget for the last five fiscal years is shown below (dollars are shown in millions). The County budget and departmental budgets shown on the following pages do not include additional appropriations that may have been, or will be, allocated during the remainder of the FY15-16 fiscal year to account for unfunded labor, cost of living, or step increase deficits.



County Information (continued)

Of the more than \$5 billion budgeted annually, \$3.1 billion are general fund appropriations for basic operations, as shown below:

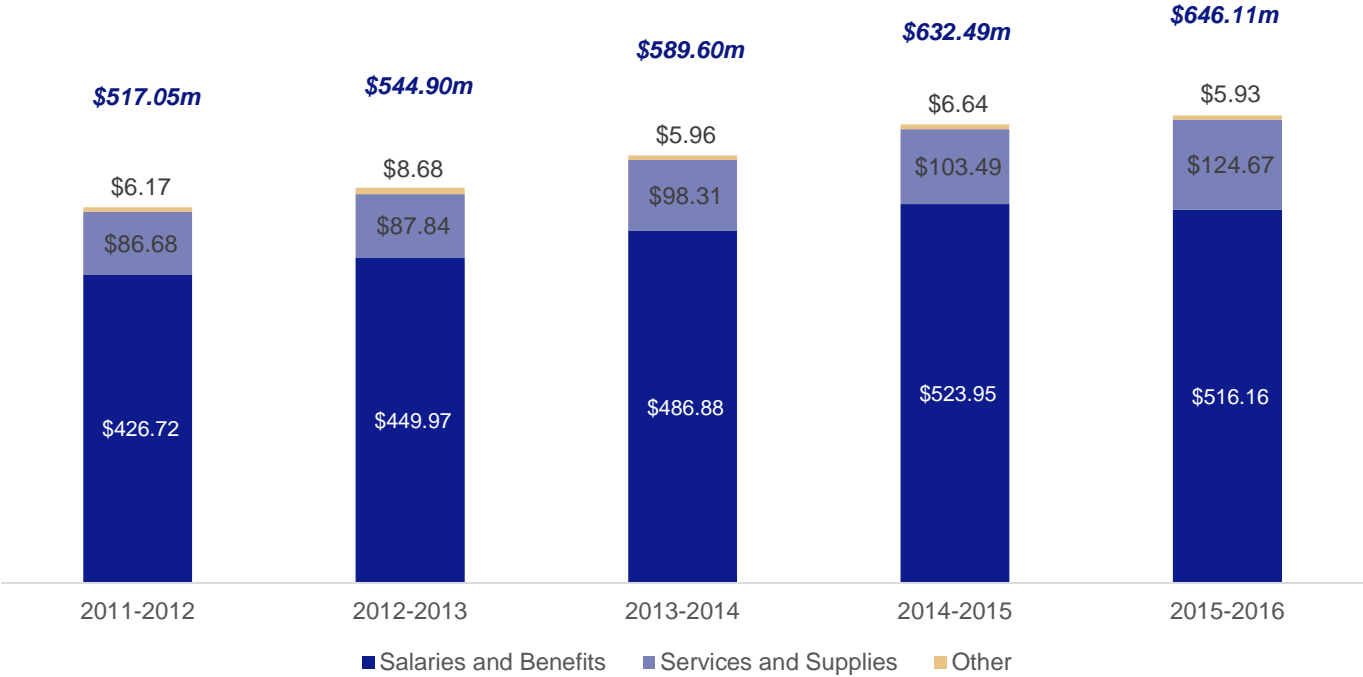


Due to the overall budget picture in the County, opportunities for efficiency and improvement in operations should not be limited to the departments within this review; the central County functions must look to identify opportunities as well. As such, recommendations pertinent to the County and its role as a central service provider are included as a part of this review.

Reference	Recommendation	Sav.	Effc.	Efft.
Countywide				
C-1	Develop countywide criminal justice coordination and collaboration structure	3	3	1
C-2	Create a strategy and performance management process within the criminal justice working group structure	3	3	1
C-3	Expand integration of criminal justice department IT systems	2	1	2
C-4	Further analyze delineation of duties between agencies and central IT	2	2	2
C-5	Further analyze training offerings and impact to risk management	1	2	2
C-6	Identify opportunities to enhance County employee recruitment and hiring process	3	2	3
C-7	Conduct detailed leave administration and process analysis	3	2	2
C-8	Define and communicate policies related to position freezing and unfreezing	3	2	2
C-9	Review roles of the public safety departments in labor negotiation process	1	2	2
C-10	Identify opportunities for automated HR processes	3	2	2
C-11	Enhance annual budget process for public safety departments	3	3	1

Sheriff's Office

RSO operates with more than 4,000 personnel to provide a range of services across the County. Key operational responsibilities include emergency response, law enforcement, correctional services, coroner services, and police services via contract cities. The department provides these services, among others, with an adopted budget of \$646 million in FY15/16. The past five fiscal years' adopted budgets are shown below, with the prior four years being actual figures and the most recent being adopted figures (shown in millions, with total budget specified above each bar). Note that "adopted budget" figures represent those approved by the Board and Executive Office, which typically vary from the higher projected annual budgets provided by RSO.



In the chart above, "Other" includes fixed assets and other charges; intrafund transfers are excluded from the chart (included in total budget) but averaged \$1,584,000 over the last five fiscal years.

Also note that for FY15/16 budget figures, RSO had provided an original projection of \$711 million. RSO had revised this original projected budget figure downward by \$17 million due to slowing ECDC hiring and maintaining the 1.04 per 1,000 unincorporated staffing ratio per agreements with the Board. As a result, the RSO revised budget submission was decreased to \$694 million and results in a structural deficit of \$48 million relative to the adopted FY15/16 budget.

Sheriff's Office (continued)

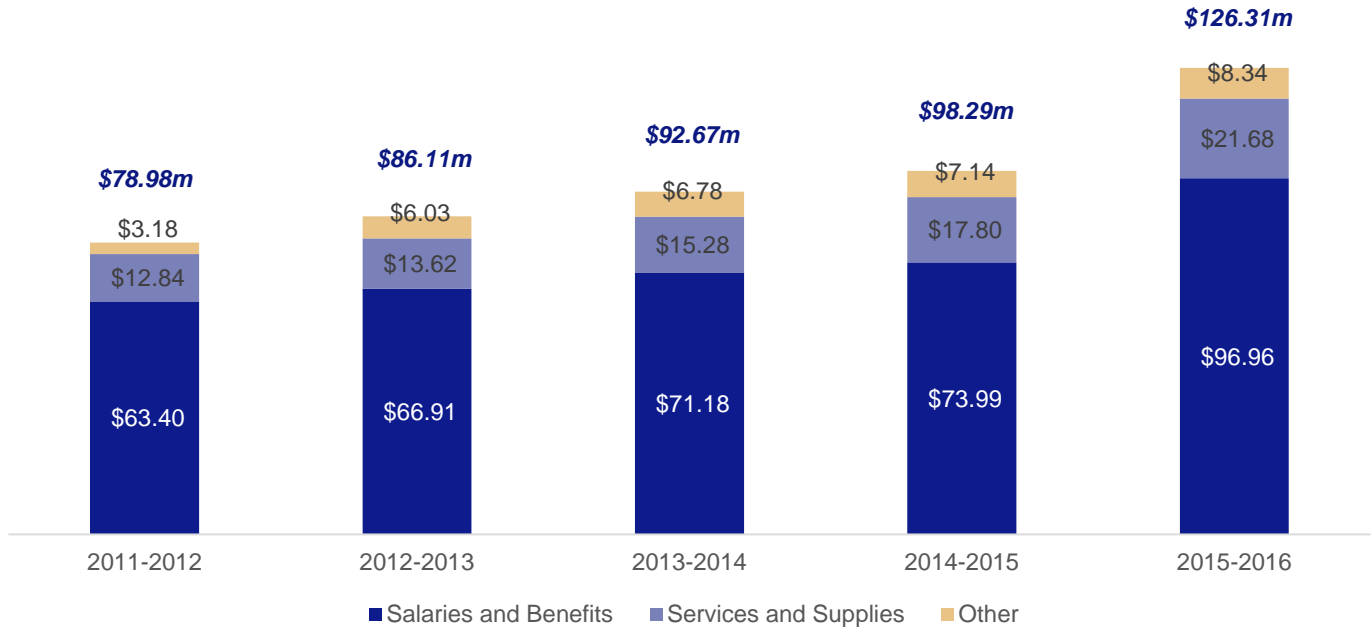
17 recommendations were identified for the RSO relating to the fiscal impacts of both RSO operations and its cost recovery methodology for contract cities.

Reference	Recommendation	Sav.	Effc.	Efft.
Field Operations				
RSO-1	Conduct a review and analysis of patrol work demands	1	1	1
RSO-2	Perform a review and analysis of patrol supply factors	1	1	1
RSO-3	Conduct a review and analysis of investigative work demands	2	1	1
RSO-4	Invest in CAD/RMS technology and corresponding management information	2	1	1
Corrections				
RSO-5	Develop an activity-based jails staffing model approach	2	1	1
RSO-6	Expand jail utilization study and strategic prioritization of inmate population	1	1	1
RSO-7	Expand and evaluate inmate programming and incentivization	2	2	1
RSO-8	Invest in JIMS jail management system modernization	2	1	1
RSO-9	Evaluate expansion and innovation in alternatives to inmate movement	3	2	1
Administration				
RSO-10	Review functional force mix for sworn, non-sworn or civilian resources	2	1	2
RSO-11	Enhance employee succession, development, and mentoring programs	2	1	2
RSO-12	Accelerate Early Intervention System enhancement efforts	2	2	1
Contract Law Enforcement				
RSO-13	Reaffirm service delivery alternatives and cost forecasting approach	2	2	1
RSO-14	Propose a resolution for “baseline” and “general overhead” components	2	1	2
RSO-15	Establish a common contract performance reporting framework	3	1	1
RSO-16	Explore alternatives to existing liability cost allocation model	2	3	1
RSO-17	Perform an activity analysis to confirm “unsupported” rate allocations	2	3	3

EXECUTIVE SUMMARY

Probation Department

Probation provides three key services: intake and investigation, community supervision, and detention. These services are provided through field services and institution services, with the support of additional programs and services to help ensure the success of supervision and detention activities. The Department operates with 971 employees and a most recent budget of \$126.3 million. The past five fiscal years' budgets are shown below, with the prior four years being actual figures and the most recent being adopted figures (shown in millions, with total budget specified above each bar).



"Other" includes fixed assets and other charges; intrafund transfers are excluded from the chart (included in total budget) but averaged \$550,000 over the last five fiscal years.

Probation has made significant progress in moving toward evidence-based practices and dealing with an increased population of offenders in recent years. Many of the recommendations for the department are to continue with work it is already in the process of completing.

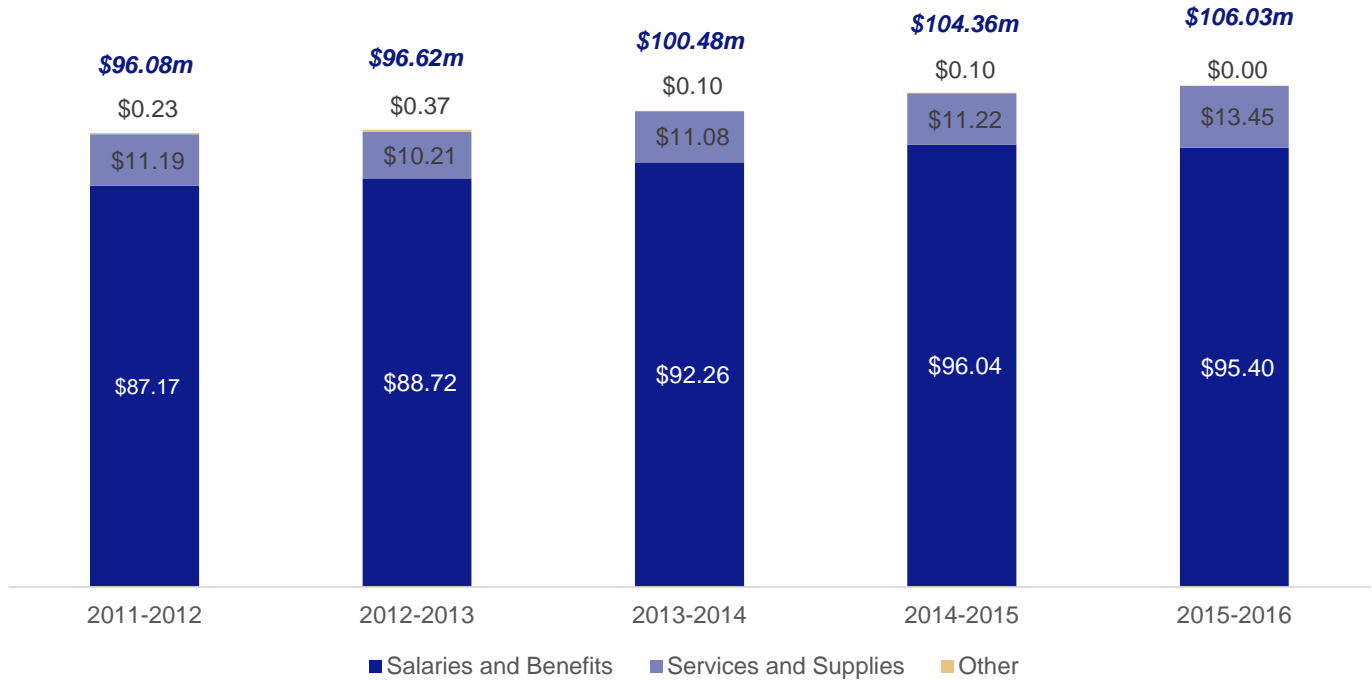
Reference	Recommendation	Sav.	Effc.	Efft.
Probation Department				
PR-1	Continue to enhance internal management reporting	3	2	2
PR-2	Expand measurement and evaluation of supervision and programming efforts	3	3	2
PR-3	Make protocol decision regarding officer activity scheduling	3	2	2
PR-4	Continue to enhance Transitional Re-Entry Unit services	3	1	2
PR-5	Conduct review of overtime usage within Institution Services to determine shift pattern effectiveness	3	3	3
PR-6	Enhance case management system information capture and reporting capabilities	2	2	2
PR-7	Revise departmental policies for personnel schedules	3	3	3
PR-8	Continue to reduce usage of technical probation violations	3	3	3

Note: "Sav.," "Effc.," and "Efft." refer to Savings, Efficiency, and Effectiveness (respectively), and definitions can be found on page 17.

EXECUTIVE SUMMARY

Office of the District Attorney

The District Attorney operates under mandates from the State of California, and its mission, as the public prosecutor acting on behalf of the people, is to enforce the law, pursue the truth, and safeguard the rights of all to ensure that justice is done on behalf of the community of the County of Riverside. The ODA employs 677 personnel with an adopted budget of \$106 million. The past five fiscal years' budgets are shown below, with the prior four years being actual figures and the most recent being adopted figures (shown in millions, with total budget specified above each bar).



“Other” includes fixed assets and other charges; intrafund transfers are excluded from the chart (included in total budget) but averaged \$2,794,000 over the last five fiscal years.

The ODA is in the process of making operational and technological improvements that will help drive innovation for the Office. A number of recommendations pertain to these plans already in place; others provide opportunities to drive efficiencies in other ways.

Reference	Recommendation	Sav.	Effc.	Efft.
Office of the District Attorney				
DA-1	Continue plans for departmental strategic plan	3	3	2
DA-2	Continue to enhance internal management reporting	3	2	2
DA-3	Conduct detailed workload and staffing analysis	2	2	2
DA-4	Improve caseload management through a workflow study	3	2	1
DA-5	Define more detailed budget units to align operational and fiscal authorities	3	3	2
DA-6	Implement new case management system with structured delivery and quality assurance	1	1	1
DA-7	Develop training plan and capitalize on collaborative training opportunities	3	3	3

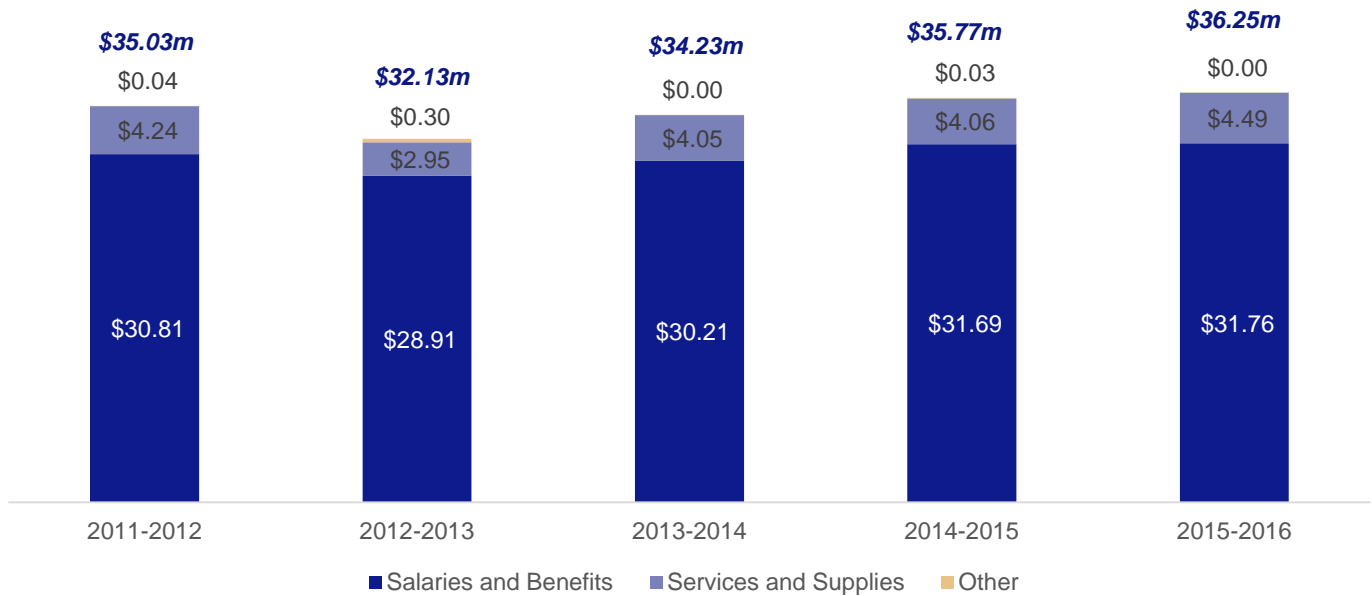
Note: “Sav.,” “Effc.,” and “Efft.” refer to Savings, Efficiency, and Effectiveness (respectively), and definitions can be found on page 17.

EXECUTIVE SUMMARY

Office of the Public Defender

The Public Defender defends and provides legal counsel and advice to any person who is financially unable to provide for their own counsel when charged with a criminal offense. The Public Defender operates and participates in a number of services across the County of Riverside, including misdemeanor and felony departments as well as Collaborative Court efforts focused on the rehabilitation of offenders through their specialized Mental Health, Drug, and Veteran Court programs.

The 220 positions within its department operate with a \$36.2 million adopted budget for FY15-16. The past five fiscal years' budgets are shown below, with the prior four years being actual figures and the most recent being adopted figures (shown in millions, with total budget specified above each bar).



"Other" includes fixed assets and other charges; intrafund transfers are excluded from the chart (included in total budget) but averaged \$34,600 over the last five fiscal years.

Building upon the Office of the Public Defender's recent initiatives to reorganize and operate in a more efficient manner, the recommendations below will help drive management effectiveness and innovation for the Office.

Reference	Recommendation	Sav.	Effc.	Efft.
Office of the Public Defender				
PD-1	Develop departmental strategic plan with goals, objectives, and measures	3	3	2
PD-2	Enhance internal management reporting for enhanced operational visibility	3	3	2
PD-3	Improve communication between Sheriff and Public Defender for in-person jail visits	3	2	3
PD-4	Improve caseload management through a workflow study	3	2	2
PD-5	Define more detailed budget units to align operational and fiscal authorities	3	3	2
PD-6	Implement new case management system using structured delivery and quality assurance	3	1	2
PD-7	Implement video conferencing within Public Defender offices and county jail sites	3	1	3
PD-8	Review and revise policies and procedures as necessary	3	3	2

Note: "Sav.," "Effc.," and "Efft." refer to Savings, Efficiency, and Effectiveness (respectively), and definitions can be found on page 17.

Acknowledgments

This project would not have been possible without the support and assistance of the County Executive Office, Office of the Sheriff, Probation Department, Office of the District Attorney, and Office of the Public Defender. Numerous individuals were involved in interviews, meetings, and providing documents and materials to support the project team's work. The below list is not exhaustive and is a small thank you to these departments and their teams for their assistance.

Office of the Sheriff

- Sheriff Stan Sniff
- Undersheriff Bill Di Yorio
- Assistant Sheriff Raymond Gregory
- Assistant Sheriff Joe Cleary
- Assistant Sheriff Jerry Gutierrez
- Chief Deputy Director Will Taylor

Office of the District Attorney

- District Attorney Michael Hestrin
- Chief Assistant District Attorney John Aki
- Assistant District Attorney Elaina Bentley
- Supervising Chief Assistant District Attorney Kelli Catlett

Probation Department

- Chief Probation Officer Mark Hake
- Assistant Chief Probation Officer Rosario Rull
- Chief Deputy Doug Moreno
- Chief Deputy Stacy Adams-Metz
- Chief Deputy Bryce Hulstrom
- Chief Deputy Ron Miller

Office of the Public Defender

- Public Defender Steven Harmon
- Assistant Public Defender Brian Boles

Report overview

Structure, limitations, and tips for reading the report

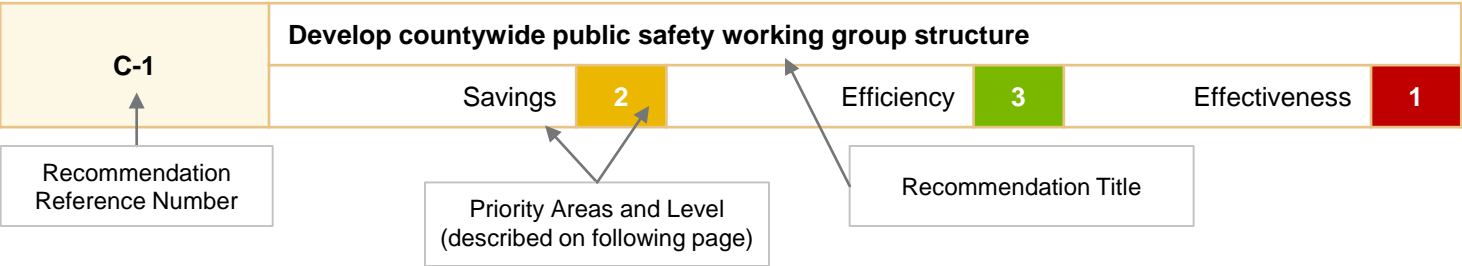
Information and Scope Constraints

The scope of this review was limited to the four agencies (Sheriff, Probation, District Attorney, and Public Defender) and the contract cities law enforcement model. The review began in late October 2015 and was completed in March 2016. Due to the timeframe of the review and the information requested, the following caveats must be noted:

- 1. **Data requested was received intermittently / staggered over a five-month period** beginning at the date of initial request, October 19th, 2015, up to and including March 1st, 2016. The data received over this time period included information resulting from the initial request as well as follow-up requests unique to each agency based on additional needs identified and/or clarification required.
- 2. **Due to the timeframe of this review and the relative amount of time required to provide certain requested information, agencies were unable to provide KPMG with certain pieces of requested information.** This was either because the data was not readily available and/or would take longer than time permitted to collect and issue. In these circumstances KPMG made attempts to request alternative data, reform our approach, or recommend additional studies to recreate or collect the data as may be required.
- 3. **Data provided by the agencies under review was, overall, received in various formats, fragmented or piece-meal, and of variable quality and depth.** This required additional time to review and evaluate which portions of information were relevant, reliable, valid, and/or to identify what was missing that required further follow-up.

Recommendation Development

KPMG developed recommendations based on our understanding of the state and local criminal justice environment, supplementing our understanding with research and collection of leading practices and interviews with comparable criminal justice systems where available. All recommendations are displayed in a consistent format, with the following elements:



Overview: Provides detail on the recommendation to be implemented; defines required support from other agencies within the criminal justice system; describes anticipated benefit.

Observation and Analysis: Describes information discovered through the review process that supports the recommendation, through observation, interview, data capture, research, comparative analysis, or other methods.

Anticipated Impact: Defines the overall benefit expected through complete implementation of the recommendation.

Priority Area and Level Definition

To aid in the prioritization of each recommendation within the agency level and across the system as a whole, four areas of prioritization and corresponding definitions of the scale of prioritization were developed. Dollar amounts and percentages are offered as directional in nature to aid in prioritization, but are subject to further analysis and evaluation prior to the County's implementation.

Area	Priority Level	Definition
Savings	1	Potential annualized savings in terms of cost avoidance from future increased spending with full implementation are greater than \$2,000,000 over the next 3-5 years.
	2	Potential annualized savings in terms of cost avoidance from future increased spending with full implementation are between \$500,000 - \$1,999,999 over the next 3-5 years.
	3	Potential annualized savings in terms of cost avoidance from future increased spending with full implementation are between \$0 - \$499,999 over the next 3-5 years.
Efficiency	1	Productivity is estimated to be enhanced by 15% or more annually on an individual or collective basis through full implementation of this recommendation.
	2	Productivity is estimated to be enhanced by 2 - 15% annually on an individual or collective basis through full implementation of this recommendation.
	3	Productivity is estimated to be enhanced by 2% or less annually on an individual or collective basis through full implementation of this recommendation.
Effectiveness	1	Effective implementation of this recommendation may help mitigate existing and future risk factors and will allow for enhanced management decision making.
	2	Effective implementation of this recommendation may help mitigate existing or future risk factors or may allow for enhanced management decision making.
	3	Effective implementation of this recommendation will not significantly mitigate risks or influence management decision making abilities.

Countywide Recommendations

Opportunities for enhanced collaboration and communication at a criminal justice system level

Recommendations

For the County of Riverside to successfully implement the recommendations unique to the criminal justice agencies, it is critical to establish a foundation of Countywide and system-wide collaboration and coordination to support the implementation. In addition to recommending enhanced, joint objective setting and performance management of the agencies under review, the following recommendations also suggest reviewing certain County functions that are offered centrally. Doing so may provide further efficiencies and help support the recommended overall collaboration.

Countywide and departmental recommendations were all developed using the same methodology and approach focusing on the following areas:



Recommendations are presented by function (i.e. strategy, information technology, human resources) in the following section to help identify areas of impact.

C-1	Develop countywide criminal justice coordination and collaboration structure				
	Savings	3	Efficiency	3	Effectiveness
					1

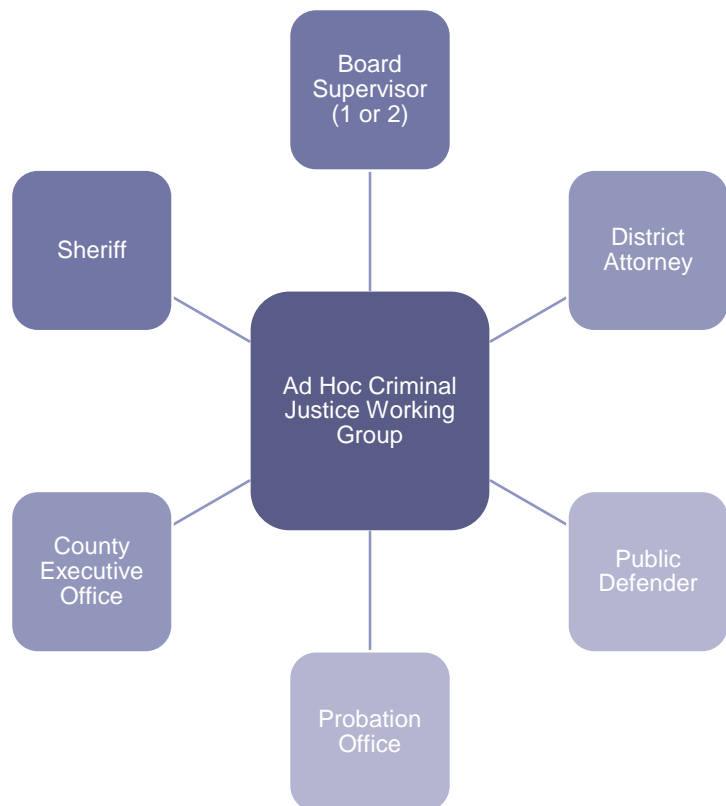
Overview

The County of Riverside should develop a coordination structure that defines and details the collaboration and decision-making relationship between and among the County offices/departments and the agencies of the criminal justice system. The structure should be rooted with an ad hoc criminal justice working group, composed of the department heads of the Office of the District Attorney, Office of the Public Defender, Probation Department, and Office of the Sheriff, as well as two Board members.

A critical objective of the group should be to identify information sharing needs for each party and establish a process through which that information should be shared. A suggested organization for this working group is shown to the right.

The collaboration structure will delineate roles and responsibilities, and at the core, the group should be responsible for:

- Setting the joint, collective strategy;
- Reporting against the strategy;
- Setting expectations and establishing a course of action;
- Helping to educate the Board on the complexities of the criminal justice system;
- Identifying the communication strategy; and
- Serving as a collective body of criminal justice agencies and the county.



Observations and Analysis

The current coordination structure over all public safety departments includes the County Executive Officer (CEO), the Board of Supervisors, and the leaders of each of the agencies under review (although there are differences in accountability for the two elected leaders versus the two appointed leaders – where the former are accountable to the electorate and the latter are accountable to the Board of Supervisors). Board-level governance of the four agencies is primarily driven by the budget cycle, which involves managing to a mid-year budget report presented in February of each year and then further refined in the budget planning process which begins in March before the start of the upcoming fiscal year in July of each year.

During interviews with management of each agency as well as individual interviews with the Board, it became apparent that stakeholders may desire a higher level of engagement with the Board of Supervisors with regard to appreciation of the operational and fiscal context of budgetary decision-making and system-level coordination. Agency leads expressed concern over the need for enhanced communication and understanding between their respective agencies, the County Executive Office, and the Board. Although stakeholders are open to collaboration, a joint coordination and working group model for criminal justice system-wide initiatives and efforts is not currently in place.

Observations and Analysis (continued)

Certain structural elements help ensure that a working group and ultimately the body it oversees functions effectively and efficiently. Partially due to the difference between appointed and elected leadership, the County does not have any structural elements, beyond budget management, as the foundation for its working group and the agencies of the criminal justice system, and therefore measuring collective performance and prioritizing projects and initiatives is a challenge. As a collective strategy is developed and agreed upon, it will be critical for the agencies to maintain their separate obligations to develop and define their departmental strategic plans and report to their respective audiences.

Anticipated Impact

Defining and communicating a structure for reporting will help establish expectations for evaluating and monitoring collective performance across the criminal justice system for the county. With the development of an overall collaboration model and the creation of the ad hoc working group, barriers to communication will be reduced or removed completely and the County and agencies of the criminal justice system will be able to communicate more effectively. The use of a structure for collaboration may initially cause discord, but it is critical to communicate the purpose and intended benefits with all impacted parties. It is anticipated that any tensions will be overcome as greater collective understanding of challenges and opportunities is achieved. The following additional outcomes are expected through an improved collaborative working group structure:

- Increased transparency and insight into complex and varying departmental operations
- Collaborative strategy-setting and performance reviews for the collective criminal justice system
- Enhanced outcomes and measures of performance for the collective criminal justice system

C-2	Create a strategy and performance management process within the criminal justice working group structure					
	Savings	3	Efficiency	3	Effectiveness	1

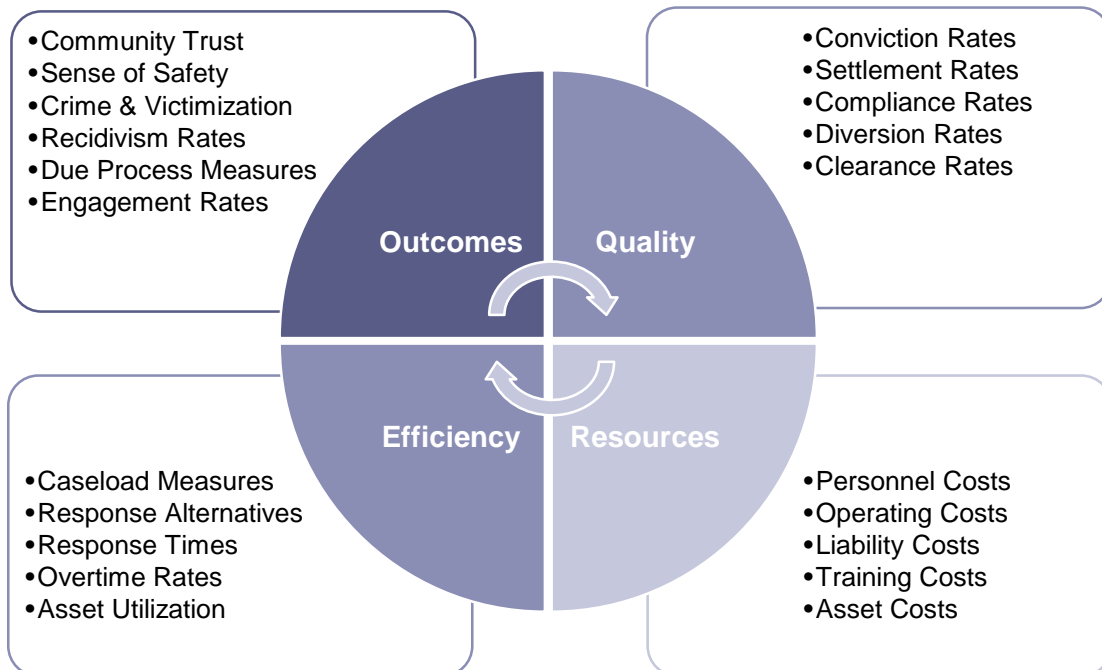
Overview

As part of the collaboration model and the ad hoc working group, the County should establish a joint strategy and performance management process that will help define a reporting structure for the agencies of the criminal justice system and the County Executive Office. Each agency should work to develop management reporting scorecards that capture information relevant to capturing agency performance. This may include metrics that are already publicly reported and available, but does not include the release of sensitive strategic or security-related information (as relevant by agency).

When these metrics are reported regularly, the reporting structure may be used to identify where support is required for each agency, offering a balance and greater synergy across the criminal justice system. As a part of the reporting process, the County should establish a quarterly meeting in which all criminal justice and public protection leaders are involved, beyond members of the ad hoc working group.

Scorecards should be specific to each agency's unique operating environment, but could consider reporting on the following pieces of information:

- Number of FTEs
- Key changes in leadership
- Top three strategic initiatives for the next quarter and action items falling into that timeframe
- Key performance indicators (see the graphic for a recommended balanced approach to systemic performance evaluation)
- Key challenges or risks
- Needs for support from, or requests to work with, other stakeholders in the criminal justice system (e.g., Riverside University Health System - Behavioral Health, Riverside University Health System – Correctional Healthcare Services, Riverside County Superior Court, Department of Public Social Services)



Overview (continued)

The agencies will be responsible for presenting their individual objectives to the Committee, but the Committee itself will also be responsible for adopting joint goals, success measures, and defined areas of investment for the criminal justice group as a whole. The group should work together to determine which measures should be used to evaluate system-wide success, such as:

- Overall satisfaction of various user groups of the criminal justice system (e.g., attorneys, victims, inmates, probationers, programming providers, employees)
- Number of clients entering the criminal justice system and number leaving the system at various points in the process

In developing performance metrics for the system, the committee and the public must understand that not all metrics that indicate success for one individual department will indicate success for the other (e.g., a reduced sentence for a Public Defender client will likely mean a minimized prosecutorial success for the District Attorney). As such, the committee must put significant thought into the measures that it will track and for which it will be accountable.

Observations and Analysis

Based on interviews and observation of the management processes of each of the four agencies under review, key management reporting outputs and processes for each of the agencies under review appear to be internally driven and occasionally externally-driven to entities other than the Board of Supervisors. The table below indicates some, but not all, management reporting methods and tools utilized by the agencies under review.

Agency	Reporting Tool or Event	Audience	Frequency
Sheriff	Federal Bureau of Investigation (FBI) Uniform Crime Reports (UCR)	Public	Annual
	Contract City Partner Meetings	Contract Cities	Quarterly
Probation	Strategic Plan (multiple ongoing projects/programs)	Public	Annual
	Field Services Dashboard	Division Management	Monthly
	Institutional Services Dashboard	Division Management	Monthly / ad hoc
District Attorney	Executive Management Report (EMR)	Executive Management and Unit Management as applicable	Monthly
	100 Day Report / Annual Report	Public	100 Days / annual thereafter
Public Defender	Caseload	Division Management	Ad Hoc

Although many of these tools are relevant to the operations of each individual agency, joint, strategic, criminal justice system-level goals and objectives are not reported at the countywide level, except for the AB109 Public Safety Realignment Implementation Plan Update submitted annually to the Board of Supervisors by the Community Correction Partnership Executive Committee. There are no consistent or required management reporting dashboards or documents provided by each agency to the Board, and thus there is no baseline against which the Board can evaluate the joint performance of the system.

Anticipated Impact

The development of a strategy and performance management process, in conjunction with a defined scorecard and accountability process, will help ensure that the system is achieving its stated objectives through realistic and achievable outcome measures. These objectives will help establish a foundation for the system to measure and monitor its overall effectiveness – measured, for example, by the following questions:

- For those who are entering the system, do they have access to swift, efficient, and cost-effective justice?
- For those who enter the jail system, do they have access to relevant and effective programming?
- For those who are exiting the system, are they provided with support that will help reduce their chances of recidivism?
- How many of those who entered the system to begin with end up recidivating?

With the ability to answer the above and further questions, the County will be better equipped to make decisions that will help ensure that fewer people ultimately re-enter the system and that those who do have access to the most efficient and effective services available. In addition to addressing offenders who re-enter the system, the working group may adjust its focus in the future to set a joint strategy to help prevent offenders from ever entering the system in the first place. Agency should provide structured reports on their progress against stated joint objectives and the ability of their departments to meet the goals of the overall criminal justice system. Members of the criminal justice working group should work together to help ensure that appropriate progress is being made upon countywide goals.

C-3	Expand integration of criminal justice department IT systems			
	Savings	2	Efficiency	1
			Effectiveness	2

Overview

The agencies under review, in addition to the Superior Courts, should explore opportunities to integrate their case and information management systems. Not only will doing so support the move to a paperless county, but will also help to increase the efficiency of moving offenders through the system. Although there may be some integration planned or in process, the County should expand these plans to other relevant departments.

Observations and Analysis

The County criminal justice departments, along with the Courts and RCIT, were participating in a data sharing committee at the time of this review. This effort is focusing on identifying opportunities to further share and integrate information. Using this effort as a baseline, the departments should further explore opportunities to integrate systems, using the same platform wherever possible. Through the process of this review, a number of systems were identified across multiple agencies and entities; a few of the key systems are shown in the table below.

Agency	System	Purpose
Sheriff	Jail Information Management System (JIMS)	JIMS serves to manage the inmates who are housed in Riverside's jail facilities on a daily basis.
	Programs and Alternate Sentencing System (PASS)	PASS serves as the system for out-of-custody inmate tracking and management
	Records Management System (RMS)	RMS maintains all records and serves as a message interface with CLETS (see below).
Probation	Juvenile Adult Management System (JAMS)	JAMS serves as the juvenile and adult offender management system through which probationer case files are tracked.
District Attorney	Damion	Serves as a modular case management system helping to track criminal and civil cases; does not maintain data relevant to Writs & Appeals.
Public Defender	DefenderData	Serves as a modular case management system helping to track all Public Defender cases; built originally for adult cases and not specifically designed to track juvenile cases.
County/State	California Law Enforcement Telecommunications System (CLETS)	The CLETS systems is a secured access system that allows criminal justice agencies of the State of California run a background check on an offender or client.

In addition to the lack of an integrated system, the public safety agencies, particularly the Public Defender, ODA, and Sheriff's Office, are not currently using an electronic evidence-sharing platform. Although the ODA was researching options at the time of this report, no decisions had been made. However, at the time of this report, the ODA was moving forward with a new case management system on the Microsoft Dynamics platform and had indicated that the office was contacting other criminal justice system agencies (i.e., Probation and Public Defender) to discuss potential platform sharing.

Anticipated Impact

An integrated system will help support a future state in which an offender or other client of the criminal justice system can be tracked throughout the entire system, rather than be an individual with multiple case numbers, interaction IDs, and countless other identifiers, making it difficult to trace the path through the system. In addition, enhanced integration may improve visibility with other criminal justice system stakeholders, such as Social Services, Mental Health, and other agencies tracking information related to individuals coming into contact with County services beyond justice agencies. In the interim, integration will help facilitate information and data sharing and may help to increase efficiency in the following ways:

- Reducing the time spent physically moving discovery between the District Attorney and the Public Defender
- Reducing the time spent to find and request a case file from another criminal justice department
- Reducing the time spent to find additional interactions an individual may have had with other criminal justice agencies

C-4	Further analyze delineation of duties between agencies and central IT					
	Savings	2	Efficiency	2	Effectiveness	2

Overview

The County should require that a review be conducted of the IT-related responsibilities of each agency within the criminal justice system compared to the responsibilities of the central Riverside County Information Technology (RCIT) agency. The purpose of this review would be to identify areas where duties are repetitive or duplicative and to review policies and procedures to determine where specific duties must be completed by the owner agency (e.g., for situations relating to information sensitivity) and implement opportunities to reduce duplication.

As an output of the review, the County should develop a detailed “Responsible, Accountable, Consulted, Informed” (RACI) matrix to specify the process steps and levels of responsibilities for each agency. A sample RACI matrix is shown to the right, modeled after a similar matrix created for a recruiting process. Note that four separate matrices would need to be developed; one to describe the interaction between RCIT and each of the four distinct agencies.

In the future, the County should consider results of this study as an input to a broader shared services model analysis with a broader focus of multiple county services.

RACI Chart (Roles and Responsibilities Matrix) R = Responsible, A = Accountable, C = Consulted, I = Informed				
Process Name / Description:		Riverside County Information Technology Support Processes (SAMPLE)		
Created On:		SAMPLE	Revision:	SAMPLE
Created by:		SAMPLE		
Process Ref	Process Description	Riverside County Information Tech	Sheriff Department IT	County Executive Office
1A	Identify service area concern	R		
1B	Obtain approval to modify system	R	A	
1C	Notify Departmental Lead	R	C	
2A	Assign task	R	C	
2B	Initiate service repair	R		I
2C	Contact Subject Matter Expert	C	C	
2D	Finalize repair	R	I	

Observation and Analysis

Each agency has a different operating model with respect to the IT services it provides in-house and those it receives from RCIT.

- **Sheriff:** Maintains an in-house Technical Services Bureau, providing technology service and support to the Department and all outlying facilities. It also manages and maintains numerous Department databases and links to external data systems.
- **Probation:** The Probation Department used to provide IT services completely in-house; however, due to an MOU signed by the Department and RCIT, all Probation IT staff was moved to the RCIT payroll and as a result, Probation’s overall cost to provide IT services has increased due to the Internal Service Fund (ISF) rates. The unit still remains within the Probation Department’s physical location in downtown Riverside. Probation indicates that it prefers to not continue to the MOU with RCIT due to higher operational costs, reduced efficiencies, and lack of control over their IT resources.
- **District Attorney:** The Office maintains an in-house Technology Services Bureau, including a Director as well as systems, business, and user support. The ODA indicates that it prefers to not utilize the services of RCIT due to the relative ease with which they can utilize their own personnel, but as with other agencies, they are still responsible for the ISF charge.
- **Public Defender:** The Public Defender utilizes the services of RCIT without employing any major in-house IT functions. However, attorneys as well as line staff are responsible for working with their case management system, DefenderData, and may be able to use additional support or better understand the services that RCIT can provide to help them better manage their information.

Additionally, the ODA is in the process of implementing a new case management system and is discussing potential integration with other agencies in the system. This will need to be considered when evaluating current and future role delineations with RCIT and the individual agencies.

Anticipated Impact

By clarifying the roles and responsibilities of RCIT versus each of the individual user agencies within the scope of this review, the County can expect to achieve the following results:

- Decreased redundancy between duties of RCIT and user agencies, with the potential to result in increased savings and efficiencies particularly for the Sheriff and District Attorney;
- Increased assurance of the proper delineation of duties and increased clarity among employees regarding the appropriate contacts for certain issues; and
- Decreased cycle time for IT support services in instances where the appropriate service provider (i.e., RCIT or internal services) was originally unclear.

C-5	Further analyze training offerings and impact to risk management					
	Savings	1		Efficiency	2	Effectiveness

Overview

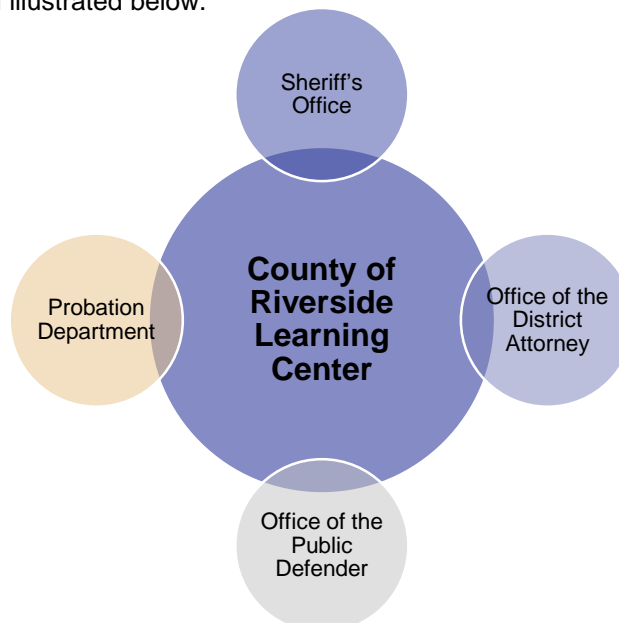
The County should undertake an effort to document and communicate training requirements for all criminal justice system agencies, specifically focused on non-professional countywide trainings that are required by nature of being a county agency. From this review, the County should work with each agency to identify:

- Training courses that have already been developed and are offered by the County of Riverside Learning Center (COR LC) and should be capitalized upon by the agencies;
- Training courses that the individual agencies are not compliant with and develop a plan to mitigate non-compliance in a timely manner; and
- Opportunities to utilize the COR LC personnel to help develop training courses specific to the agency that may require resources beyond those at the agency level.
- Common themes in liability claims to perform root cause analysis and thereby target both RCHR and agency training to assist in mitigating factors and circumstances that may drive risk, while taking into account environmental and legal trends that are outside agency and RCHR control.

As a part of this review, the communication of compliance rates and training requirements should be evaluated in a structured manner as part of addressing the concepts above.

Observations and Analysis

According to information provided by the COR LC, each department of the County is required to complete specific training requirements. The requirements include such requirements as: Disability Awareness, Disciplinary Process, Employee Workplace Violence, Family and Medical Leave Act, New Employee Orientation, and numerous others. Also through the review, the presence of at least one individual dedicated to training within each agency was observed, which is due in part to the unique departmental training requirements (e.g., POST certification, MCLE). Training requirements across the County can be thought of in terms of the diagram illustrated below.



Observation and Analysis (continued)

While each agency has its unique training requirements (illustrated by the non-overlapping portion of the four outside circles), there are common trainings that may be required by the County and may be the same across each agency. Additionally, agencies may take advantage of opportunities to collaborate on common professional training requirements (e.g., MCLE requirements for the Offices of the District Attorney and Public Defender).

The variety of training requirements and provision by multiple agencies has led, in some cases, to the creation of multiple training tracking mechanisms and therefore may have created duplication across departments. However, RCHR tracks the completion rate of countywide mandated course for individual employees within each agency and compiles a report showing the overall rate of completion for each agency. As of February 2016, the weighted completion rate (courses completed of total courses required) for all agencies in this review was 67%.

Lack of completion of required courses may expose the County to numerous risks, including legal risk of a lawsuit (e.g., if an employee has not been properly trained on harassment prevention or workplace violence) and financial risk resulting from the payout associated with such a lawsuit. Current completion rates may be driven by a lack of communication and understanding of the required trainings.

The County should also review training requirements and delivery both from RCHR and within agencies in light of common themes and root cause analysis trends identified based on a structured and recurring joint review of factors and circumstances driving risks that could be mitigated through targeted training or other interventions, while taking into account environmental and legal trends that are outside agency and RCHR control.

Anticipated Impact

With a focus on identifying the roles and duties of the COR LC and the agencies of the criminal justice system, training personnel within individual agencies, and developing a plan to best execute training requirements across the criminal justice system, the County can expect to achieve the following results:

- An increase in overall completion rate as new employees are trained in accordance with the new mandatory training policy and timeline, therefore reducing the County's liability
- More efficient and effective development or procurement of agency-specific training courses based on the determination of the most applicable provider for various courses
- Decreased redundancy between the central HR training function and agency-specific HR/training functions

C-6	Identify opportunities to enhance County employee recruitment and hiring process					
	Savings	3	Efficiency	2	Effectiveness	3

Overview

The County should initiate an evaluation of the processes used by Riverside County Human Resources as well as criminal justice agency Human Resources departments to recruit both temporary and permanent employees. The County should seek to define the roles and responsibilities of each department through a detailed RACI matrix, and identify points within the process that appear to be bottlenecks or create unnecessary administrative tasks and significantly increase the cycle time. From this analysis, the County should identify areas within the process to be consolidated or streamlined, particularly where handoffs occur between agencies.

Observation and Analysis

Each agency indicated concern with two key elements relating to employee recruitment and hiring: a lack of qualified individuals and the length of time between identification of a hiring need and the fulfillment of a position. Other concerns voiced during interviews with various personnel across each agency are identified below:

Agency	Area(s) of Concern
Sheriff	<ul style="list-style-type: none"> Availability of candidates who can pass the rigorous background check process Length of time required to conduct background check process Lack of process to automatically remove applicants who have previously applied and are fundamentally ineligible
Probation	<ul style="list-style-type: none"> Availability of candidates who can pass the rigorous background check process Availability of candidates who are bilingual Ability to prioritize multiple positions to be filled at once rather than in a sequential fashion
District Attorney	<ul style="list-style-type: none"> Availability of candidates who can pass the rigorous background check process Availability of candidates with a level of experience appropriate for the Bureau of Investigations Length of time to procure a temporary (TAP) employee Length of time to identify potential candidates Length of time to approve and onboard candidates once selected by the agency Ability to hire employees for positions that have been frozen (see recommendation C-9)
Public Defender	<ul style="list-style-type: none"> Availability of candidates who are bilingual with attorney and/or investigator backgrounds

Between interviews with agency representatives and Riverside County Human Resources (RC-HR), it was evident that the delineation of duties between the two groups is not clearly defined, leading to duplication of tasks and backlogs when tasks are requested of the incorrect contact. Additionally, it was communicated that the process may include additional opportunities for streamlining or improvement at points of integration with Occupational Health and Psychological reviews.

Anticipated Impact

By conducting an analysis of the recruiting and hiring process as well as clarifying the roles and responsibilities for RC-HR and each agency within the processes, the County can expect to achieve the following results:

- Faster cycle times due in part to increased awareness of which entity is responsible for certain steps in the process
- Financial savings due to shorter cycle times and decreased duplication of process steps
- Decreased propensity to rely upon TAP employees once hired simply because of the length of time to hire and onboard

In the longer term, the agencies can anticipate retaining candidates for open positions, whereas they frequently lose candidates in the current situation due to the duration between selection and hiring.

C-7	Conduct detailed leave administration and process analysis			
	Savings	3	Efficiency	2
			Effectiveness	2

Overview

The County should consider conducting a detailed analysis of the process related to formal leaves of absence, including the administration of such leaves from both RCHR and individual department perspectives. As a result of this review, the County should be able to identify the roles and responsibilities with the process and evaluate the need for delineation of duties between the agencies and RC-HR and identify opportunities for enhanced consistency and improved coordination and efficiency. Once the process is reviewed and a new process is defined, detailed opportunities for improvement should be identified and savings associated with enhanced controls should be clear.

Observations and Analysis

Through interviews with RC-HR and each agency, it appears that leaves are administered inconsistently across the County, partially due to the fact that is unclear which agency/department is responsible for such administration. Information pertaining to the County's policies on leaves for employees is available on RC-HR's website and covers a variety of state and federal leaves, including but not limited to: Family and Medical Leave Act (FMLA), California Family Rights Act (CFRA), and Pregnancy Disability Leave (PDL). However, the information is intended to inform employees of their rights related to leaves, rather than provide detail on the administration of such leaves. Employees are encouraged to contact their department/HR designee or the Human Resources Services Team (within RC-HR) – which may cause initial confusion by lacking a single point of contact for leave-related questions.

RC-HR indicated that a leave administration process is not defined for the County, but that one does exist for the Riverside University Health System (RUHS). In reviewing the roles and responsibilities of each of the four agencies under review and RC-HR with regard to this process, the County may want to consider the established process flows and defined policies in use by the RUHS as guides or models for efficient operations. This would include specific information on the employee, leave designee, and supervisor responsibilities within the process. Given that four distinct agencies would be requiring such information, four sets of responsibility documents may be developed as a part of this recommendation.

The lack of a defined process and lack of clarity around roles and responsibilities exposes the County to significant financial and legal risk. The County may unknowingly be out of compliance with federal and state regulations pertaining to leaves of absence.

Anticipated Impact

Through an established leave administration process, the County can expect to reduce its legal and financial risk while also helping to reduce the inefficiencies occurring through the transfer of an employee on leave's job functions to a temporary employee. The implementation of this recommendation in conjunction with recommendation C-6 will ultimately help reduce the amount of time it takes for an employee to officially be recognized as on leave and the time in between the notice of leave and the filling of the position with a temporary employee. Ultimately, this recommendation will help the County support its employees while reducing the potential waste found in the system.

C-8	Define and communicate policies related to position freezing and unfreezing					
	Savings	3	Efficiency	2	Effectiveness	2

Overview

The County should define and document the process by which positions can be frozen and thawed within all departments, specifically those under the criminal justice system review. A frozen position is one that is defined as a position that is recognized in the position roster for a given department, but is not funded with the current budget. To “thaw” a frozen position, approval must be received from the applicable budget analyst within the County Executive Office, meaning that the funds would be made available to fund the position. As a part of this recommendation, the County must specify the requirements to be met by operating departments to have a position thawed, and must define the communication channels to and from the Executive Office to facilitate this process.

Observation and Analysis

Through interviews with the agencies, it was determined that the challenges related to position freezing and thawing are not perceived equally across all departments. For example, the Sheriff’s Office did not communicate any challenges related to this process, while the District Attorney indicated it could not gain approval to freeze one attorney-level position in exchange for the thawing of a budget-neutral three paralegal-level positions, among other challenges. Further, the Public Defender indicated that it does not face challenges related to freezing/thawing due to the fact that all vacant positions were completely removed from its roster and unfunded recently, and Probation communicated that it does not face this challenge.

The Executive Office indicated that County agencies are responsible for making requests to thaw positions and that the appropriate budget analyst will review the request before making a recommendation for the Board to approve or deny. According to RC-HR, each situation where a freeze or thaw is considered is evaluated on an individual basis, as the practice came into place based upon direction from the Executive Office, which may occur in email or memo format.

Anticipated Impact

As part of an enhanced budgeting process, the goal of a defined process for the freezing and thawing of positions is to help agencies plan for and manage their budget and workload in a more efficient and effective manner throughout the year. If the policies are defined clearly, agencies should be aware of when they may be at risk of losing a previously filled position, or gaining one that was frozen. This will help agencies manage the demand for the services and their overall workload. It will also help improve communication and understanding between the individual agencies and the Executive Office.

C-9	Review roles of the public safety departments in labor negotiation process					
	Savings	1	Efficiency	2	Effectiveness	2

Overview

It is recommended that the County review the roles of the public safety departments in the labor negotiation process. This expanded communication will serve to help ensure that departments seek to maintain a structured negotiation approach with union stakeholders. Additionally, it is recommended that each public safety department and their associated leadership maintain an open and authentic dialogue with each labor union.

Observation and Analysis

Negotiations for salary and benefits are currently led by RC-HR and the labor union. While these negotiations involve senior representatives from each department, RC-HR is the only party that negotiates the salary and benefits portion of the agreement. Departments should play a more active role in assessing the impact of salary and benefits on their respective budgets prior to decisions being finalized. As a quality assurance practice, before an agreement is reached, each public safety department should provide concurrence with the expected budget impact. The County and Board could then be provided this concurrence as part of their understanding of the need to appropriately fund the negotiated increases. This validation step will help ensure clarity and will foster an enhanced sense of communication and partnership as well as clarify expected fiscal impact.

Anticipated Impact

An enhanced understanding of the roles of respective departments in the labor negotiation process and subsequent impact analysis will allow the County and Departments to make more informed decisions relative to the fiscal impact of negotiated salary and benefit increases across the long-term financial health of the County.

C-10	Identify opportunities for automated HR processes					
	Savings	3	Efficiency	2	Effectiveness	2

Overview

Each agency should conduct a review of its time entry and payroll processes to identify opportunities for increased efficiency via automation and duplication reduction as a part of the overall county processes. The review should involve an identification of the existing processes, opportunities for improvement, and goals for the future processes. A pilot group should be identified for both payroll and time entry and results should be observed before implementing across the entire agency.

Observation and Analysis

The Probation Department utilizes the County's PeopleSoft payroll system and is currently in the process of implementing a pilot process for the self-entry module within the system, with the intent to roll-out to the entire Department in the future. The pilot will be initiated within the HR Division's Payroll Unit and the ultimate implementation of the self-entry module within the PeopleSoft payroll system is one of the Probation Department Services and Business Plan objectives for FY2015-16 to review the online payroll systems.

Similarly, RSO has adopted the AgencyWeb system to automate the scheduling, leave, and timekeeping tasks across the agency. RSO must still print, sign, and submit timesheets to comply with ACO requirements, all of which could be avoided with a better integrated County-wide process.

Automated self-entry of employee time will help support more detailed budget processes as well as workflow and workload studies suggested in other sections of this report. Overall it will help support the collection and analysis of data for enhanced management reporting. These processes should be evaluated at a County level, identifying opportunities for consistency and coordination through the central system.

Anticipated Impact

Updated payroll and time entry processes will help support the following benefits:

- Tracking of case-related time by attorney (for the Office of the Public Defender and the Office of the District Attorney)
- Tracking of various work activities to help agencies budget at a more detailed level in the future
- Improved accuracy of time entries through reduction of manual entry

C-11	Enhance annual budget process for public safety departments					
	Savings	3	Efficiency	3	Effectiveness	1

Overview

With support from recommendations DA-3 and PD-5, the County should enhance the annual budget process for public safety departments. This should require a more detailed budget development and approval process than is currently in place. The County should establish guidelines for review and clarify baseline requirements for the Board of Supervisors, as well as more specific expectations from all parties involved in the process. Such expectations may allow for improved clarify on RSO Field Operations costs allocated to contract cities against those that are allocated to County budgets as “Baseline” or “General Overhead” services.

Observation and Analysis

Through review of the County’s fiscal year budget, interviews with personnel within the County Executive Office, and interviews with personnel with an understanding of the budget process from within each agency, it was determined that the budgeting process is neither consistent nor detailed with regard to process guidance for public safety departments. A review of the County’s adopted budget book for public safety agencies reveals the following reported figures, as applicable by agency and budget unit.

Revenue Objects	Expenditure Objects
Charges For Current Services	Fixed Assets
Fines, Forfeitures & Penalties	Intrafund Transfers
Intergovernmental Revenues	Other Charges
Licenses, Permits & Franchises	Salaries and Benefits
Other Revenue	Services and Supplies
Revenue From Use Of Money & Property	

Of the four agencies under review, the Sheriff budget is provided to the Board and Executive Office in the most detailed format, with a total of 11 budget units. Conversely, Probation budgets with three budget units, District Attorney with two, and Public Defender with one. As examples of internal leading practices across the County, RSO budgets internally with more than 60 budget sub-organizations and the Probation Department budgets at the division level, resulting in a more detailed internal budget for each.

In addition, the County should establish a more structured “study session” approach to allow each department to share details and challenges from a fiscal and operational perspective that allow for enhanced context to the Board and Executive Office as formal budget hearings and processes begin. Such discussions could be integrated into the Ad-Hoc Criminal Justice Working Group meetings as contemplated in recommendation C-1.

Observation and Analysis (continued)

Although the County currently works from an established budget development schedule, during interviews it was determined that the agencies may experience the following circumstances throughout the budget cycle:

1. Develop budget according to County-determined budget units
2. Develop separate budget according to departmental-determined budget units
3. Present budget to County
4. Receive conditional approval from County for total amount lower than requested budget
5. Present budget and expenditure updates throughout the budget year and receive additional funds as necessary (note: this step may occur multiple times)

Anticipated Impact

Utilizing a more defined and communicated budget development process for the public safety agencies will help the County have a more detailed understanding of the key areas of spending within each department which properly reflects the collective county objectives and strategy for the criminal justice system. Once the cycle is established and communicated, it will help the County and individual agencies in future years as they will have a more detailed picture of how revenues and expenditures trend or change over time.

Additionally, a defined and communicated budget process will help assure agencies that their approved budget at the beginning of the fiscal year is the one and only budget for which they will be held to account, helping to improve the accuracy of budget and financial management.

Sheriff's Office

Detailed services, recommendations, and commendations

Agency Overview

The members of Riverside County's Sheriff's Office (RSO) perform a diverse set of demanding roles as they provide law enforcement and related services to the community. RSO defines its mission as follows:

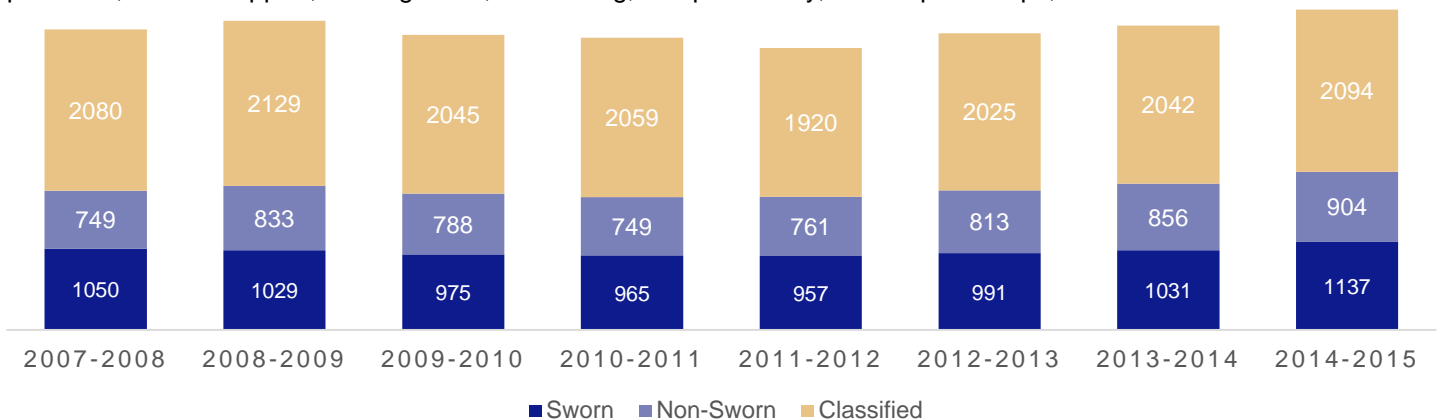
Riverside Sheriff's Office Mission Statement

- In partnership with the public, we serve to protect the public by the suppression and prevention of crime, and the reduction of criminal recidivism; and,
- Perform all mandates of the Office of Sheriff as provided in the U.S. Constitution and laws of the State of California, including the investigation and enforcement of violations of federal and state laws and local ordinances in a fair and reasonable manner; and,
- Serve the superior and municipal courts by providing court security, service of civil process, and execution of lawful orders of the court; and,
- Maintain the county jails and prisoners committed therein as prescribed by law in a fair and humane manner.

The law enforcement professionals of RSO, with a staff of over 4,000 dedicated men and women, cover, either directly or indirectly through support services, over 7,200 square miles. The Office is dedicated to serving the residents of its communities with integrity, professionalism, leadership and loyalty and provide the following core services:

- **First Responders** – 24/7 uniformed first responders to handle calls for service from the public
- **Police Services** – for 17 of 28 cities and 1 tribal community, various school districts, among others
- **Search and Rescue** – 24/7 responsibilities countywide
- **Emergency Response** – 24/7 law enforcement emergency response for disasters and terrorist attacks countywide
- **Mutual Aid Coordination** – for law enforcement resources countywide
- **Enforce Criminal Law** – in contract cities, unincorporated areas, and on tribal lands
- **Jail System** – operate and maintain a countywide jail system to serve all agencies and our local courts
- **Court Services** – court security and civil service countywide
- **Coroner-Public Administrator** – responsibilities countywide
- **Joint Task Forces** – lead agency for federal, state, and local integration of joint task force efforts

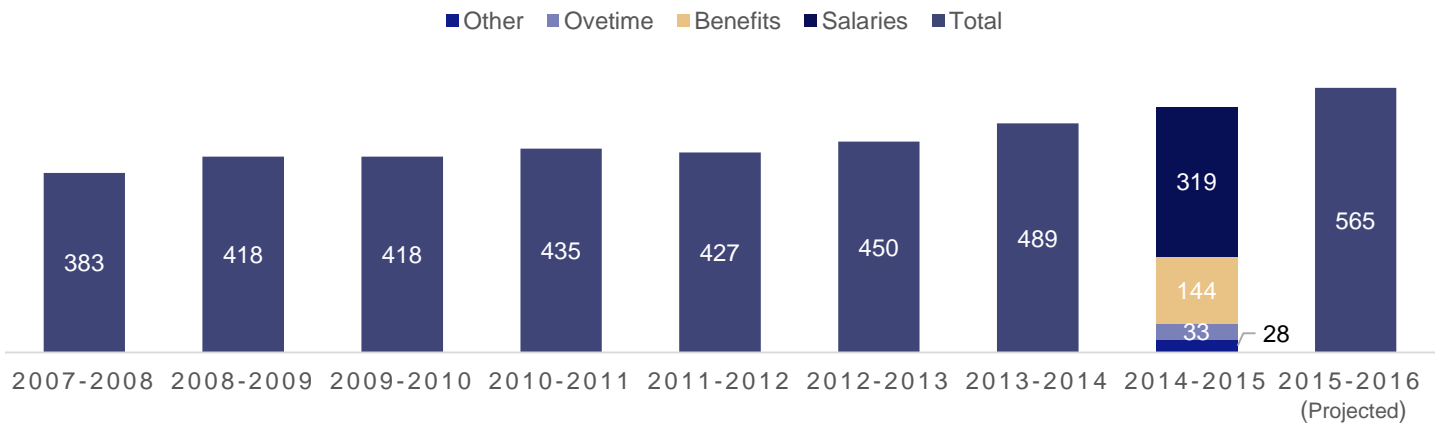
With an FY15/16 budget of over \$695 million, RSO employs a mix of sworn and non-sworn as well as classified personnel. As of 12/24/15 the Office consisted of 51% sworn personnel, 22% non-sworn, and 27% classified with 154 funded positions unfilled. Depicted below are the eight year staffing levels. In effort to supplement these figures, RSO utilizes over 1,600 volunteers who work in a myriad of assignments to include neighborhood watch, correctional facility support, patrol operations, clerical support, investigations, accounting, computer entry, the chaplain corps, and search and rescue.



Agency Overview (continued)

The current budgetary state of RSO has been impacted significantly by past pay increases. In the charts below we see the historical compensation from 2007 onward as well as the negotiated salary contracts for the last eight fiscal years for all ranks and classifications in RSO. These increases have had significant impacts upon RSO's FY 15/16 \$694,506,530 budget as 81% (\$565M) is allocated to salaries and benefits, 18% (\$125M) to services and supplies, and 1% (\$5M) to fixed assets and leases.

ALL COMPENSATION FY07/08 TO FY15/16 (IN MILLIONS)



Position	FY 08/09	FY 09/10	FY 10/11	FY 11/12	FY 12/13	FY 13/14	FY14/15	FY15/16	Cum. Total
LEMU	14%	8%	9%	9%	0%	8%	8%	9%	65%
RSA	8%	9%	7%	0%	0%	9%	9%	9%	51%
LIUNA	8%	8%	0%	0%	0%	5%	11%	11%	43%
SEIU	8%	8%	0%	0%	0%	5%	11%	11%	43%

For FY15/16, RSO's structural year-end budget deficit was projected as \$48M due to a difference in RSO original projections and CEO targeted Net County Cost (NCC). Four major drivers of RSO's projected structural deficits include:

- Unfunded Memorandum of Understanding (MOU) increases – \$30 million
- Unfunded Internal Service Fund (ISF) Increases – \$15 million
- Unincorporated Patrol & ECDC Staffing Increases – \$3 million (related to staff hired in FY14/15 prior to Board directed hiring slow-down in FY15/16)

RSO has indicated that future projected structural deficits will persist until an improved model of covering MOU and ISF increases is achieved in working with the Board and Executive Office. In addition to its expectations for operational excellence, RSO sets a high standard for itself in terms of its budgeting process and control of expenditures within 1% of RSO annual projections. This is a highly commendable result for an agency of over \$695 million in annual spending, and is a testament to the degree of sincerity and professionalism that RSO brings to the budget management process.

SHERIFF'S OFFICE: OVERVIEW

Organizational Structure

RSO has a staff of over 4,000 men and women and covers over 7,200 square miles of California's fourth largest county, representing one of the largest sheriffs' offices in the U.S. RSO is organized into three Divisions which are led by an Assistant Sheriff as depicted below. Additional information on services provided can be found in the service inventory section of this report.



Commendations

The Riverside Sheriff's Office employs a number of conscientious and explicit evidence based practices in its daily operations. Considering the impact of the realignment of public safety in Riverside County beginning in 2012, RSO is to be commended for their flexibility of operations and consistent effort to anticipate changing strategic needs and opportunities within the County. The Sheriff's Office should also be commended for the following:

Field Operations

- Contract city partners view departmental services as excellent and high quality at a local level
- Use of alternatives such as TRU, CSOs, and Cite-Release practices
- High quality call response times in city and unincorporated areas
- Leading practice crime analysis capabilities and intelligence/analytical products

Corrections

- Management of operations in constrained facility environment such as HMU and transport units
- Presence of jail alternatives via electronic monitoring and work release programs
- Cooperative efforts with system partners to better manage correctional challenges

Administration, Coroner & Courts

- Expanded risk-based training programs
- Strategic use of internal steering committees
- Detailed budget unit structure at sub-organization level
- Ratio of civilian use higher than surrounding benchmarks

Overview: Field Operations

With a FY15/16 budget of over \$350.68 million, the RSO field operations unit patrols the varied geography of Southern California from the Colorado River in the east to Norco, Corona and Wildomar in the West. As of 12/24/2015, RSO maintained a force of 793 field operations deputies, and 81 corporals that provide much of the region's law enforcement through ten Sheriff's Stations spread across the region. In addition, 265 deputies and corporals provide law enforcement services to the unincorporated and tribal areas. As depicted below, the 17 contract cities served include: Calimesa, Canyon Lake, Coachella, Eastvale, Indian Wells, Jurupa Valley, Lake Elsinore, La Quinta, Menifee, Moreno Valley, Norco, Palm Desert, Perris, Rancho Mirage, San Jacinto, Temecula, and Wildomar.



Station Operations

RSO has ten stations from which Field Operations services are provided, as described below.

- **Cabazon Station:** city of Calimesa, the unincorporated community of Whitewater, and the Morongo Indian Reservation
- **Colorado River Station:** unincorporated territory outside the city of Blythe
- **Hemet Station:** city of San Jacinto and the unincorporated communities of Homeland, Idyllwild, Nuevo, and Winchester
- **Jurupa Valley Station:** cities of Eastvale, Jurupa Valley, and Norco
- **Lake Elsinore Station:** the cities of Wildomar and Lake Elsinore
- **Moreno Valley Station:** cities of Moreno Valley, Edgemont, Sunnymead, the Riverside University Health System, and March JPA
- **Palm Desert Station:** cities of Indian Wells, Rancho Mirage and Palm Desert
- **Perris Station:** cities of Perris, Menifee, and Canyon Lake
- **Southwest Station:** serves the city of Temecula and the unincorporated communities of French Valley and De Luz
- **Thermal Station:** cities of La Quinta and Coachella and the unincorporated areas of Thermal and Mecca

Additional Force Multipliers

In addition to these stations, Field Operations works in conjunction with the Special Enforcement Bureau (SEB), the Sheriff's Emergency Response Team (SERT), the Gang Task Force (GTF), Aviation, Coroner, Forensics, Public Administrator, the Ben Clark Training Center, Central Dispatch, and the Special Investigations Bureau in order to provide essential services across the County of Riverside.

Evidence-based practices

Evidence-based practices are the conscientious, explicit and judicious use of current best evidence in making decisions. RSO employs a number of evidence-based practices and employs a judicious use of committees comprised of personnel from all ranks to reevaluate these practices. Field operations most notably employs a practice in which they continually monitor and evaluate crime statistics broken down in a number of different ways. This includes spatial analysis of crime data across Stations, Zones, Reporting Districts and designated Corridors. Through the use of GeoSpatial Technologies and CrimeMap tools, RSO's Crime Analysis Unit (CAU) views the data and hotspots using traditional quantitative tools as well as some lesser-known, but equally powerful, crime density tools.

RSO consistently monitors the impact their Special Enforcement Bureau and other special teams have on crime hotspots throughout our region. Using the results of this analysis, they direct patrol to the areas that need the most attention. This information is also shared with our Sheriff's Executive Staff, as well as the Station Commanders along with their administrative teams. Data is continuously analyzed both locally and regionally and when appropriate, as station analysts provide local crime forecasting information and the Central Crime Analysis provides more predictive measures.

In addition, RSO's CAU utilizes a Risk Terrain Modeling and Near Repeat Analysis along with in-house predictive tools that look at a variety of non-traditional data sets, such as dog ownership and proximity to certain geographic features and their impact on expected crime patterns. RSO is currently developing a new deployment utility that allows their scheduling practices to have a significant impact on crime, based on need and availability of officers to respond. These combined efforts give the department an evidence-based view of crime throughout RSO's areas of responsibility.

RSO-1	Conduct detailed review and analysis of patrol work demands			
	Savings	1	Efficiency	1
			Effectiveness	1

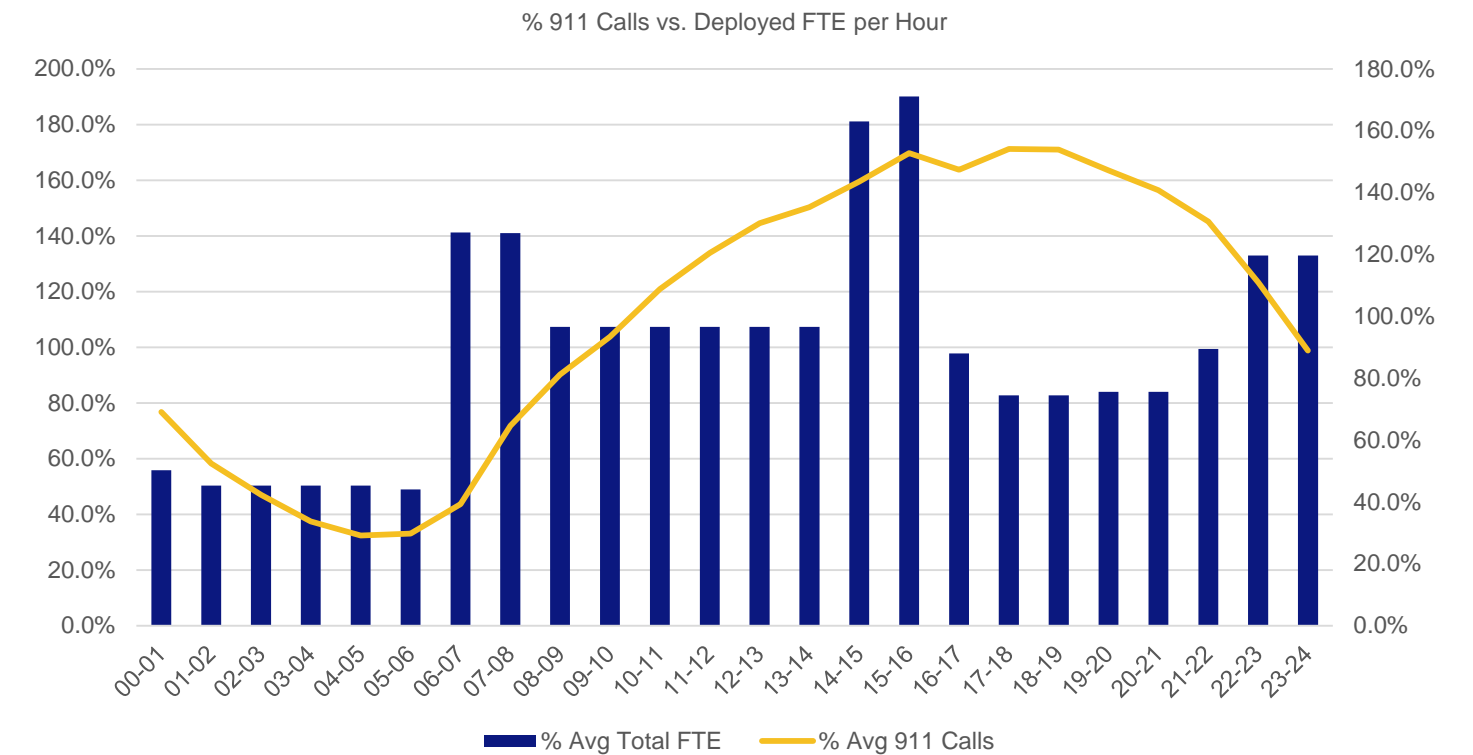
Overview

RSO should conduct a detailed review of patrol work demands and activities to identify opportunities to enhance data-driven deployment by time of day, day of week, and resource skillset to drive shift pattern and scheduling.

Observation and Analysis

Based on interviews, ride-alongs, and data analysis of patrol watch staffing, it was observed the predominant scheduling strategy for the RSO police force is a 4-10 plan with overlapping shifts. As depicted below, there is opportunity to review this scheduling approach in light of the profile of patrol work demands as represented by average calls for service by hour of the day. While additional activities may drive patrol work demand, calls for service, officer-initiated activities, and preliminary investigations and report writing are often the most prominent work tasks comprising an officer’s day.

The graph below illustrates average deployment per hour on a County-wide basis, which includes Deputies, Corporals, Sergeants and Community Service Officers (CSO). This is compared to a 12-month average 911 calls per hour to illustrate where proportional gaps in coverage may occur. A more thorough analysis of patrol work demands is needed to help ensure optimal alignment of resource supply with highest priority work demands (i.e. peak times for Priority 1 and 2 calls). The current data architecture of the Computer-Aided Dispatch (CAD) system does not allow for data mining of patrol “work demand” information, including calls by type (i.e. EDP code), number of units responding by call, and individual duration on-scene of responding units – all of which constitute resource demand drivers and impact officer’s availability.

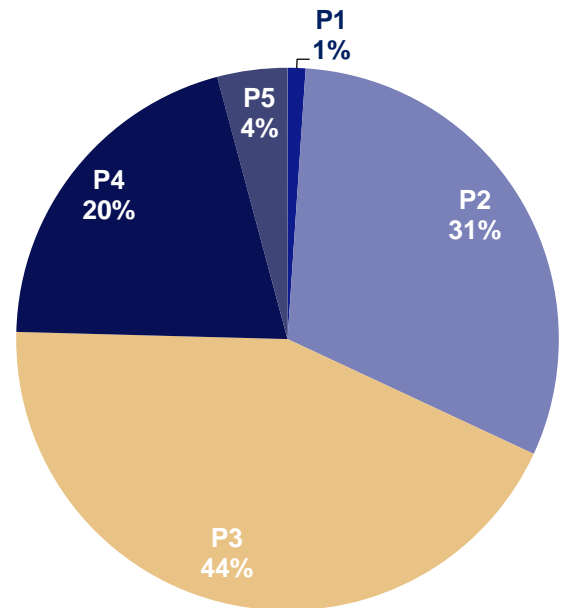


As depicted above, the overlapping 4-10 model results in a total of 30 hours of overlapping resource availability in a 24-hour cycle. If such availability is not appropriately aligned to a thorough understanding of prioritized work demand drivers, this may result in a 25% over-capacity situation where an additional 6 hours per resource are perpetually consumed to cover a 24-hour period. RSO has noted that overlaps are currently necessary to allow for shift changes which include equipment preparation, briefings, and other end of shift tasks.

In addition, a patrol work demand analysis would allow RSO to evaluate expanding its current alternative call resolution practices for non-emergency calls for service (i.e. Priority 3, 4, or below). While RSO's current telephone resolution efforts exceed some similar nearby California counties, a significant opportunity exists to expand such alternative resolution efforts to more efficiently resolve patrol work demands.

Currently, RSO utilizes its Telephone Reporting Unit (TRU) to handle approximately 1.5-2.0% of total call volume – 68% of total calls represent Priority 3 or lower, RSO should analyze further opportunities to provide alternate resolution to free up additional patrol unit available time. Typical TRU calls include non-emergency calls such as petty theft, lost property, fraud/identity theft, and other follow-up calls.

Historically, RSO has implemented the policy of responding to calls for service with an officer anytime they were requested by the public. The effort to increase usage of the TRU needs to be made in conjunction with a general public education process that better manages the expectations of the public in terms of balancing the cost and level of service. Education to the public is needed relative to the various demands on patrol unit time and relative urgency of such demands, along with how resolving less-urgent requests with alternative means can actually improve public perceptions of the service received.



Priority	2015 Calls	Description
P1	9227	Immediate Threat to Life/Property
P2	266,996	Urgent, Non-Life Threatening
P3	376,080	Past, Non-Emergency Circumstances
P4	176,479	
P5	36,177	

Anticipated Impact

A thorough understanding and prioritization of work demand drivers can help RSO ensure an optimal alignment of resource supply with resource demands. Given the current data-mining limitations of the CAD system, such an analysis is predicated on using statistically-valid sampling techniques to identify a granular and reliable view of patrol work demand to include:

- **Patrol resource activity analysis:** Proportion of time spent on calls for service, officer-initiated activities, investigations and reports, administrative time, and other variable work demands to allow RSO to maximize productive time.
- **Patrol calls for service analysis:** Composition of calls for service logged into the CAD system and classified by “EDP Codes” allowing RSO a deeper understanding of time of day and day of week fluctuations of call types and possible expansion of alternative call resolution techniques.
- **Patrol call crewing analysis:** Quantity of resources deployed on average to calls by type to help enable RSO to identify patterns and opportunities for enhanced supervisory control or training on appropriate deployment, including use of other skillsets from partner agencies such as Behavioral Health Clinicians from the Riverside CREST team.
- **Patrol tasking and coordination analysis:** Process of resource deployment and control from call intake, assessment, dispatch, deployment, and status reporting to help ensure appropriate visibility and management control is available to the station Watch Commander roles.

The above analysis represents a significant effort for RSO but can help yield further insight into opportunities to optimize available patrol time to direct resources to those RSO priorities deemed of highest importance to leadership and the communities that RSO serves.

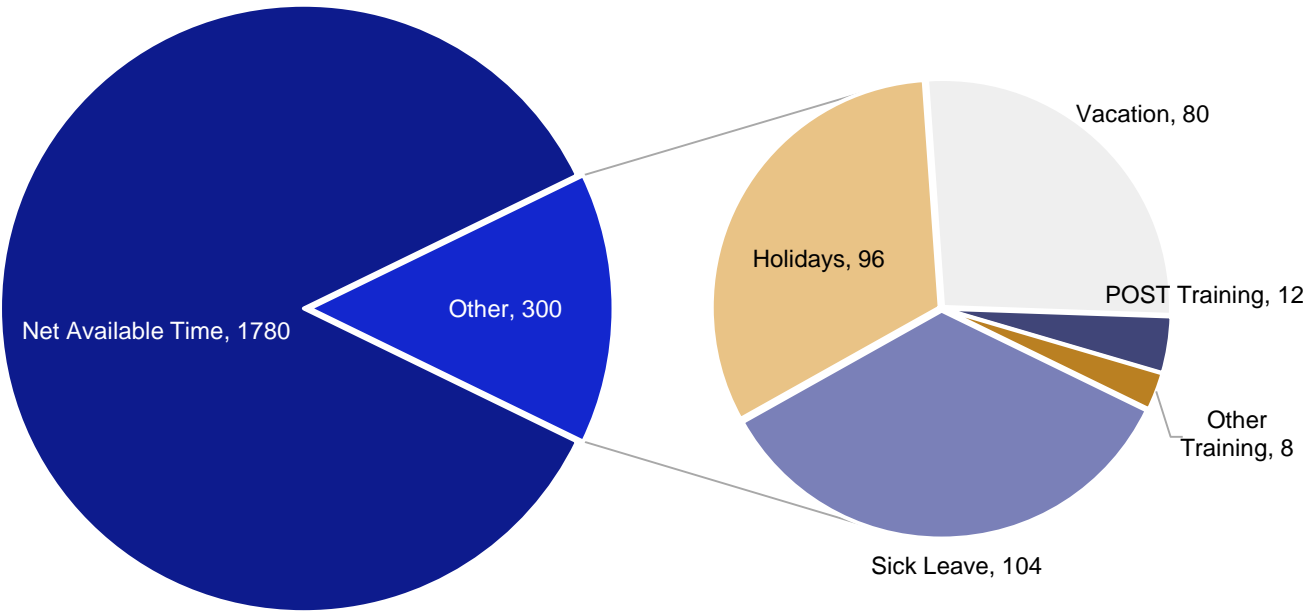
RSO-2	Perform a review and analysis of patrol supply factors			
	Savings	1	Efficiency	1
			Effectiveness	1

Overview

In addition to conducting a comprehensive analysis of patrol demand, RSO should continue its current efforts to manage patrol supply factors. While balancing the need for officer work-life balance, it is critically important to optimize the supply of officers to meet work demands at the busiest times.

Observation and Analysis

Net availability is defined as an RSO officer’s time available to perform their key roles and responsibilities after the impact of leave and other administrative responsibilities have been subtracted from their gross paid hours of work. The chart below shows a snapshot of a typical RSO officer’s net availability. In total, vacation, holidays and sick leave amount to 280 hours that an officer is not available to perform patrol assignments.



Potential opportunities for improvement in further managing patrol supply factors include the following concepts.

- **Leave Administration:** Increased management of administrative oversights such as sick leave, FMLA, and Worker's Comp in conjunction with Riverside County Human Resources (RC-HR).
- **Patrol Briefings:** Review and reduction of time spent on patrol shift briefings.
- **Administrative Duties:** Review and reduction of time spent on administrative tasks.
- **Vehicle Preparation:** Decreasing the window of time for vehicle preparation.

Observation and Analysis (continued)

The table below is based on field observations and estimations, indicating that the average RSO Deputy could potentially be limited to 1,400 hours of availability for patrol hours in the field. As 67% (1,400 of 2,080) of overall paid time per year represents the net productive time, close administration of unavailable time is an imperative.

Component	Hours
Gross hours scheduled per officer	2,080
Vacation, holiday, sick, training time	300
Average net available after leave/training	1,780
Shift meals and breaks	124
Patrol shift briefings	42
Administrative duties	124
Vehicle and equipment preparation and inspection	42
Court attendance/subpoena	40
Office meetings & committees	8
Average net available time	1,400

The RSO has shown significant progress in managing supply factors in terms of court attendance through its innovative AgencyWeb court scheduling tool. An expansion of accomplishments such as this can have a major impact on the \$14.1 million in unreimbursed over-time as well as overall patrol resource availability at high-demand times. RSO is limited by various collective-bargaining MOU requirements, such as “donning/doffing” and other aspects of the MOU that constrain the amount of available time an officer may be afforded for core patrol duties.

Anticipated Impact

Further decreases in vacancy and relief factors that impact officer availability can help RSO reduce its current \$14.1 million per year in un-reimbursed over-time (2.7% of total personnel spending). For other law enforcement and correctional agencies across the nation, over-time spending can normally range between 5-10% of total personnel spending. Reduced vacancy factors can also improve:

- An increase in overall station operational efficiency and effectiveness due to availability of units in high-demand times
- Increased officer safety through availability of more resources at high-demand times as required by RSO
- Streamlined non-patrol time to allow for overall enhanced cost-effectiveness in personnel cost structure

RSO-3	Conduct a review and analysis of investigative work demands			
	Savings	2	Efficiency	1
			Effectiveness	1

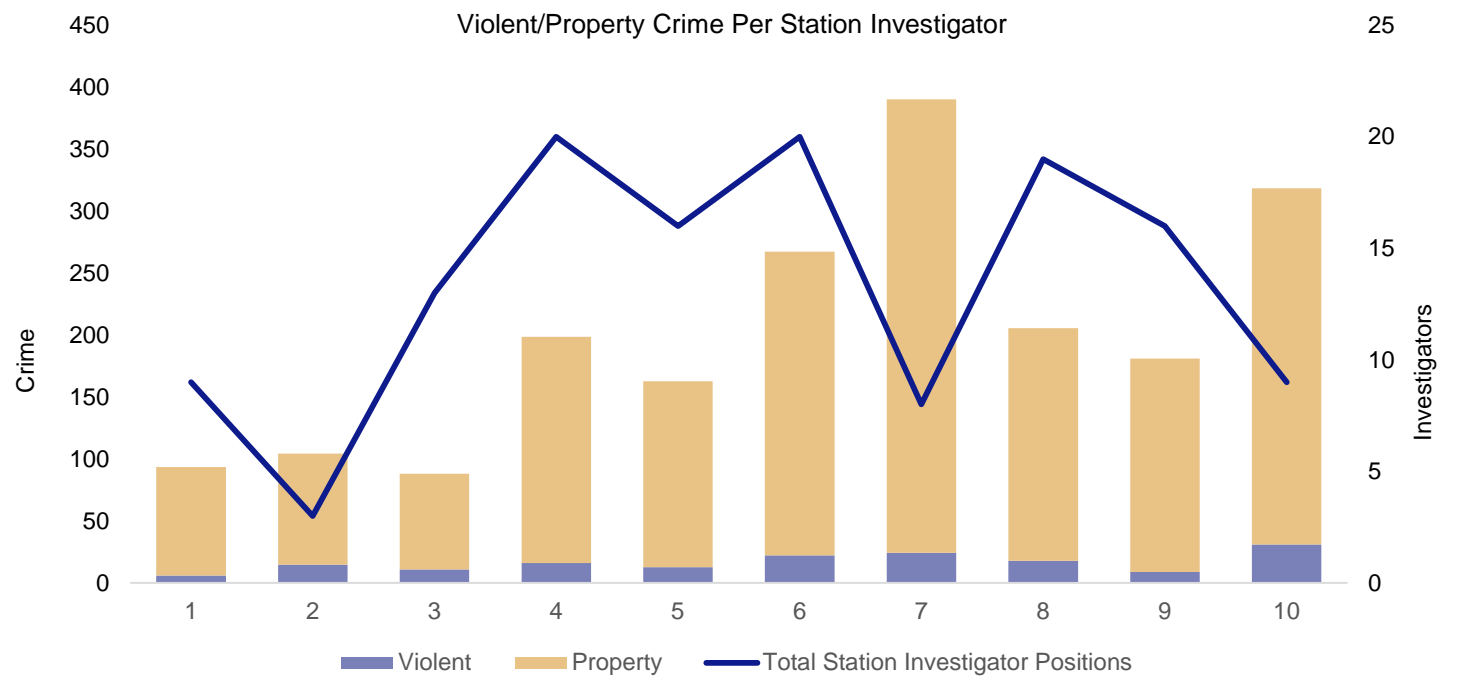
Overview

RSO should conduct a detailed review of investigative work demands and activities to identify opportunities to enhance data-driven deployment by time of day, day of week, and resource skillset to drive shift pattern and scheduling.

Observations and Analysis

Investigative workloads are currently not tracked consistently across RSO station locations. As each station exhibits varying degrees of both violent and property crime as well as varying investigative staffing levels, a more consistent approach to measure and track the workload and performance of investigative resources may assist RSO in better balancing workloads across station locations.

Additionally, RSO’s overall Field Operations resource availability would be impacted positively if RSO had the ability to request that investigative resources go “in-service” for call response and patrol. This ability would additionally serve to help improve collaboration, monitor less experienced staff, and serve to improve initial investigations through direct example.



Anticipated Impact

A thorough understanding and prioritization of work demand drivers can help RSO ensure an optimal alignment of resource supply with resource demands. Such an analysis is predicated on using statistically-valid sampling techniques to identify a granular and reliable view of investigative work demand to help ensure improved balance across workloads at RSO stations as well as help to better align investigative staffing and shift schedules with investigative work demands.

RSO-4	Invest in CAD/RMS technology and enhanced management information					
	Savings	2	Efficiency	1	Effectiveness	1

Overview

RSO should work with the County to prioritize efforts to upgrade the current Computer-Aided Dispatch (CAD) and Records Management System (RMS) technologies. Modernized CAD/RMS platforms will allow for enhanced management information to allow the RSO to obtain automated reporting for purposes of monitoring and improving productivity and performance.

Observation and Analysis

During field observations, the following themes were noted with respect to CAD/RMS and related technologies:

- CAD/RMS technology does not utilize the GPS tracking capability which greatly decreases efficiency and situational awareness for officers in the field. An increase in situational awareness may yield decreased response times, greater operational efficiency and enhanced safety and security.
- Central Dispatch facilities are in need of significant infrastructure upgrades to both mechanical and technological aspects of the facility. Such upgrades can allow for reduced risk of CAD/RMS system disruption based on issues with underlying infrastructure.
- Existing Mobile Data Computers (MDCs) are in need of upgrades in order to continue to provide timely and accurate information to the officer and enable the officer to quickly and easily convey and receive information in the course of performing regular duties.
- Tablet computing capabilities are beginning to be implemented throughout RSO. Efforts in this area are encouraged as this is seen as a long-term investment. Current practices of using a separate device for ticket writing (due to separate city-funded devices), in-car computing, and report writing decrease operational efficiency. Additionally ticket devices are only used in cities, are city-funded, and are not integrated with RSO systems.
- Station Watch Commander roles do not have full situational awareness of tasking and coordination of the resources deployed within their station areas, as the CAD system allows for direct dispatch of calls for service to available units directly from Central Dispatch. Access to CAD call screens for Watch Commanders can help improve resource deployment and control at the station-level, and perhaps at broader levels in time.

Anticipated Impact

An enhanced CAD/RMS system environment will allow RSO to more easily drive decision making. Management will possess a greater situational awareness and sense of their operational efficiency that will drive a more accurate and automated analysis of workload demands and resourcing decisions. Enhanced systems can also improve the efficiency and accuracy of management decision making, as well as improve field resource performance.

As CAD/RMS modernization represents a significant investment and fiscal outlay in the future, RSO should engage with its County partners to assess and identify the financial and operational benefits afforded through such enhanced capabilities to help develop a business case for system change and implementation.

Overview: Corrections

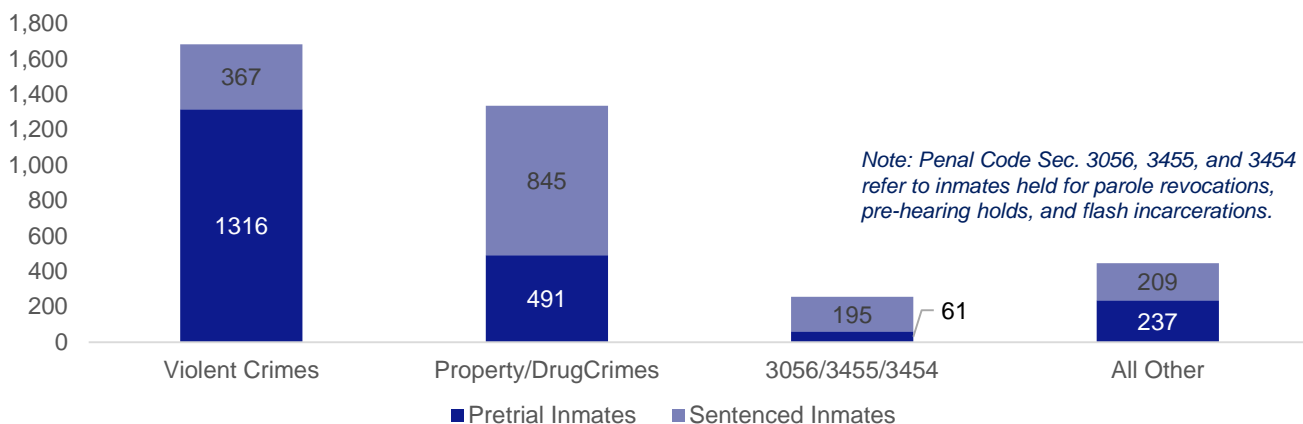
RSO operates five correctional facilities, Robert Presley Detention Center, Smith Correctional Facility, Indio Jail Facility, Southwest Detention Center and the Blythe Jail. Each facility presents its own unique challenges. As outlined below, each facility is geographically unique; was built in various periods; and has a unique bed capacity. These correctional facilities also have variance in their ability to house women, meet medical needs of inmates and treat the mentally ill. Older, and smaller facilities are particularly limited in capability to provide services and inmate programming. RSO's correctional facilities also operate and coordinate robust inmate work release and electronic monitoring programs.



Riverside County Correctional Facility Overview						
Facility	BSCC Rated Capacity	Year Built	Men Housed	Women Housed	Medical Staff Available	Mental Health Staff
Blythe	79	1964	Yes	No	Limited*	Limited*
Indio	238	1959	Yes	Yes	Yes	Limited*
Smith Correctional Facility	1458	1920**	Yes	Yes	Yes	Yes
Presley Detention Center	760	1989	Yes	Yes	Yes	Yes
Southwest Detention Center	1094	1993	Yes	No	Yes	Yes

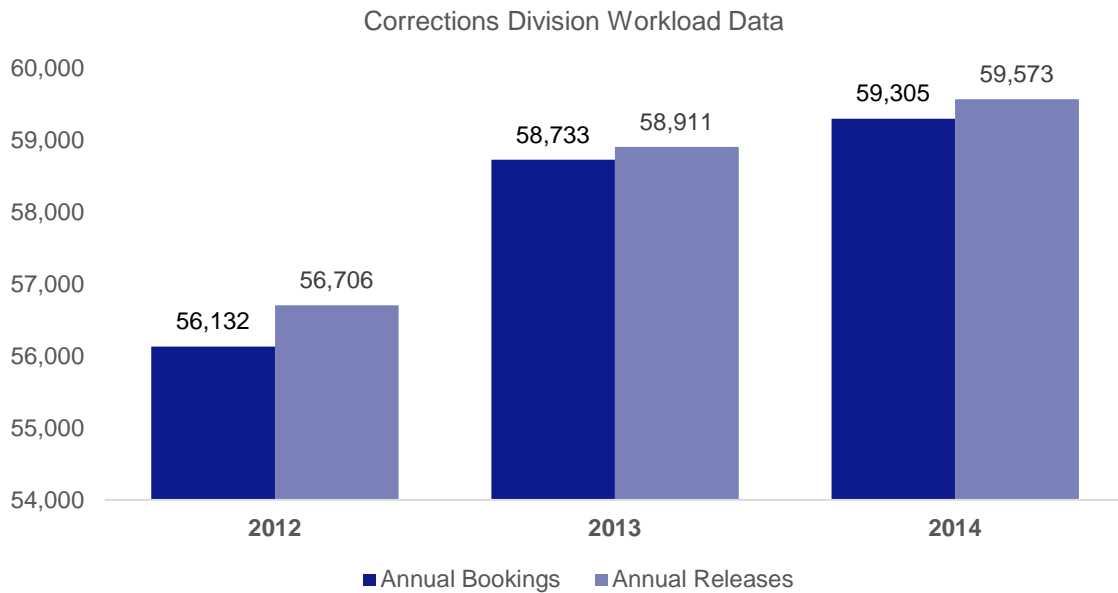
* Limited medical and mental health staff indicates inability to deal with serious inmate treatment needs. ** Facility upgrades to Smith Correctional Facility have occurred periodically subsequent to the original 1920 build date.

2015 Average Daily Population

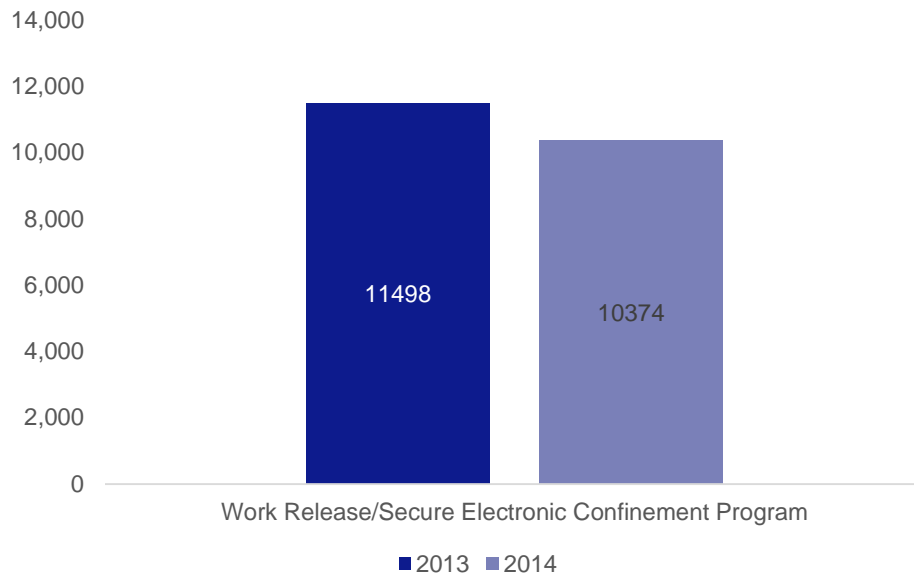


Overview (continued)

The jails are a continuously fluctuating environment with new inmates coming in and being released. AB 109 and Prop 47 has affected this flow of inmates and the characteristics of those being booked and released. The jails operate at capacity and thus this flow of inmates is consistent with both a criminal justice system that is adjusting to changing legal schemes and a corrections system that has limited bed space to hold offenders.



The RSO also employs electronic monitoring and work release programs, which are significantly less costly to the County in terms of housing cost per inmate per day (i.e. \$7-\$12 per day). The RSO has full time and part time programs that aid in easing capacity issues at county correctional facilities. The below decrease in program use is indicative of the effects of prop 47, as more offenders fall in the misdemeanor category, they are more likely to be cite and released or released on own recognizance rather than supervised programs such as those mentioned here.



RSO-5	Develop an activity-based jails staffing model approach				
	Savings	2	Efficiency	1	Effectiveness

Overview

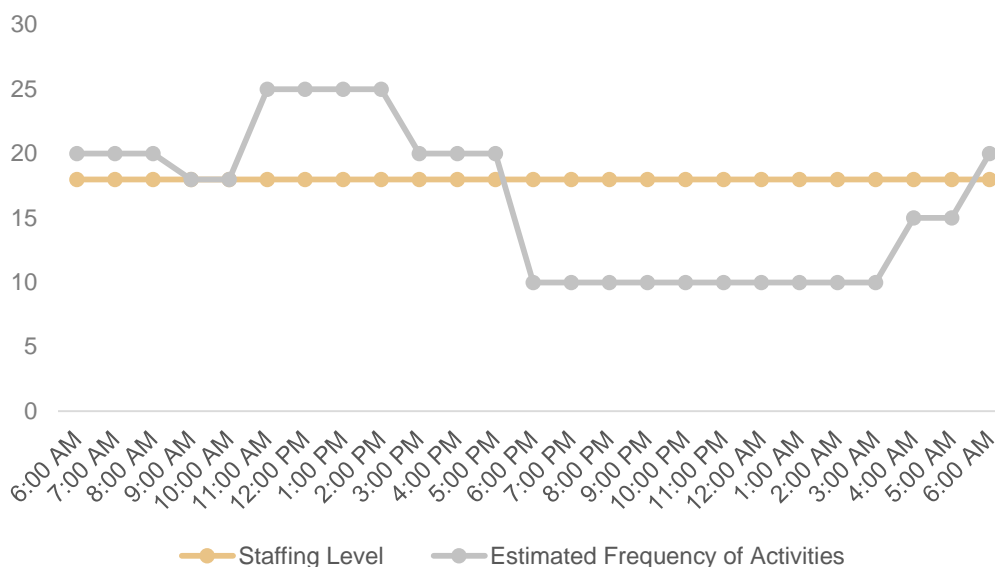
Build upon BSCC staffing analysis to develop an activity-based staffing model and approach. The current critical staffing model, takes into consideration basically two factors 1. function of assigned staff position and 2. relief factors for those positions. This conceptual framework assumes that to function safely the jails have static posts with personnel limited to only the physical or functional area in which they are assigned for that shift. While jail commanders and management may operate under an activity-based mindset, a more formalized approach supported by an activity-based staffing model is recommended.

Observation and Analysis

Based on field observations, the jails are a dynamic, ever changing environment with consistent and considerable demands on jail personnel. Staff work together to overcome these challenges; jail captains and leaders adapt to incidences and inmate needs by using various tools to meet demands, such as shifting personnel, operating below minimum staffing levels and locking down inmates to name a few. Multiple medical runs to local hospitals may require staffing levels to fall below established minimums; jail staff adapt to these demands by teaming and employing the above tools to operate safely and carry out mandatory jail activities.

Jail staff line ups reveal that aside from ad-hoc adjustments to scheduling RSO jail floor staffing is generally flat (i.e. the same number of people are staffed on every shift). The justification for this is that each shift requires a minimum staffing level to each fixed post regardless of activity level in the jail. A detailed activity-based analysis can be built from the observation of activity within each jail facility as well as a review of correctional activity reports and monthly statistics (tracked per RSO SOP 506.18) to construct daily jail activity schedules that would inform the implementation of an activity-based staffing model.

The below example chart provides a visual representation of expected activity level against staffing of floor personnel. Routine activities considered in this chart include feedings; hourly welfare checks; sick call; mail call; court visits and return; jail intake and programming. The chart is designed to be a demonstrative aid to show baseline anticipated needs based on routine activities; not layered into this are overtime needs for escorting medical personnel, and critical incidents such as jail fights or inmate medical emergencies which require a more detailed analysis of frequency of occurrence.



Observation and Analysis (continued)

Implementation of an activity-based staffing model could be facilitated by the creation of a centralized staffing unit. Centralization can drive efficiencies that cannot be done in a decentralized staffing model. A central staffing unit can build upon existing RSO Planning Unit practices and provide a strategic approach to staffing. Centralization will drive efficiency through a more scientific demand-based staffing analysis and jail staff line up adjustments. This centralized unit will have a global picture of anticipated demands. As the RSO correctional system shifts the inmate population between jails for various purposes daily, such as due to need for services or classification at individual facilities, a staffing unit that has visibility on these system-wide shifts would be better able to drive efficiency through periodic adjustments to jail staffing.

Centralization will also have ancillary benefits of reducing the scheduling and personnel management burden of each jail; freeing up staff to focus on core jail functions. RSO executives will have a single point of accountability for all staffing issues. The RSO has quality controls on overtime; centralization such as this would provide even further improvements to these controls and accountability to RSO executives. While we understand the RSO Planning Unit provides some focus on macro-level staffing issues, we encourage the formalization of some of their tasks into a centralized jail staffing unit, while adopting the additional tasks discussed in this recommendation.

Anticipated Impact

An activity-based staffing approach can assist RSO in helping to demonstrate that its jail facilities operate efficiently and effectively to meet the daily demands of jail operations. Implementation will require detailed daily jail activity schedules, which will have additional benefits of driving accountability and reducing ad-hoc implementation of when and if some activities are completed on a consistent basis. Daily jail activity schedules are also the basis for each jails' demand analysis which in turn can be used to drive further efficiency through re-organization of work tasks to meet staffing or other operational constraints.

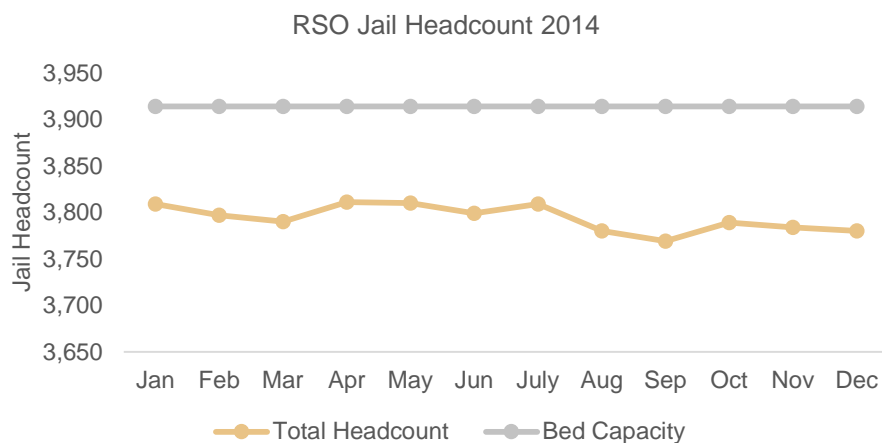
RSO-6	Expand jail utilization study and strategic prioritization of inmate population					
	Savings	1	Efficiency	1	Effectiveness	1

Overview

The RSO recently underwent efforts to better understand their inmate population. This recommendation should encourage a further deep study and analysis of the jail population. This analysis should have two outcomes, 1. a deeper understanding of who is in the jail and 2. a prioritization model of who should be in the jail. The latter would require DA, courts and community buy-in. The RSO would have an opportunity to develop and implement core strategies and policies around controlling the inmate population and its characteristics where possible.

Observation and Analysis

The RSO maintains an at-capacity jail system, as typically 85-90% occupied beds is recognized nationally as a practical limit primarily due to classification requirements to keep certain inmates separate from others (e.g. gang affiliation, mental health). Recent analysis by RSO and CA Fwd of the jail population revealed useful insights into whom is actually being housed. However, the inmate population may require further understanding, as the top charge for an inmate is not fully representative of their offending history. One challenge facing RSO ability to control jail population is the RSO's mandate to accept all bookings from all law enforcement throughout the county. As such, it is difficult to have a unified strategy with an offender that may result in arrest or alternatives to arrest.



The RSO has limited resources and ability to hold the current offending population. A targeted approach that identifies and prioritizes offenders most likely to reoffend particularly in areas where the cost to society is greater than the cost of incapacitation should be formalized into a strategy and implemented through existing population control tools. This approach should result in a more hardened and career criminal in the jails (and potentially more resource intense). Low level crime, substance abuse, and mentally ill populations would likely be filtered out from this targeted approach – requiring a systemic review of housing and rehabilitation options for such offending populations.

RSO already employs tools to control its offender population, and should continue the use of alternatives to jail such as electronic monitoring and work release. Furthermore, RSO commonly cite-releases offenders and could seek to collaborate more effectively with Probation to screen offenders to help maximize Own Recognizance (OR) and Supervised Own Recognizance (SOR) release usage. RSO also has the ability to reduce the jail population due to Federal mandates on jail capacity, known as “Federal kicks.” These tools must be used in conjunction with the above mentioned strategy; consensus must be drawn from all stakeholders as to what populations are to be managed within RSO jails and what alternatives are acceptable for other offending populations.

Observation and Analysis (continued)

The table below serves as a comparative look at similar California counties and highlights the need for RSO to aim for consistent and efficient administration of demand reduction tools such as the ones mentioned in this section. The public, arrestees and RSO staff should better understand why and who is eligible for release and the process of release should occur faster for pre-trial and misdemeanor offenders. These policies of releasing inmates sometimes result in negative sentiment because the public believes these arrestees are not being held accountable. An effective strategy must account for means of accountability other than jail. Community based sanctions often result in more effective recidivism reduction efforts. The arrestees eligible for these procedural releases from jail often include lower risk populations that are affected greater by jail-increasing their chances of recidivism the greater the length of stay spent in the facility. If the RSO and the Riverside County Criminal Justice system can effectively weigh system effects on the offending population, its demand reduction strategy and public safety, significant efficiencies and cost savings may result in the future. According to a 2013 correctional facility needs assessment (detailed below), it is projected that RSO would require an additional 10,000 jail beds by 2028. This estimation highlights the urgent need to undertake new strategies in jail demand reduction.

County	Population	BSCC Rated Jail Beds as of 1/5/16	BSCC Beds per Population	Total Jail Beds per RSO	Total Jail Beds per Population
Riverside	2,255,059	3,629	1/621	3,914	1/576
San Bernardino	2,076,274	7,012	1/296	7,908	1/262
Orange	3,081,804	5,063	1/609	7,448	1/411
San Diego	3,150,178	5,695	1/553	6,740	1/467
Fresno	952,166	2,744	1/347	3,291	1/289
Sacramento	1,445,806	4,005	1/361	4,406	1/328

**BSCC local detention facilities rated capacity; excluded title IV facilities. Effective beds are per RSO survey estimates.*

Riverside Jail Bed Need Projections	
Short Term (2013-2018)	4,000
Mid Term (2018-2023)	3,000
Long Term (2023-2028)	3,000
Total By 2028	10,000

**The ECDC facility in Indio will add an additional 1,300 bed capacity by FY17/18.*

Anticipated Impact

RSO may achieve demand reduction and subsequent cost savings by building on current efforts to become more data-driven. This deeper analytical view will decrease demand and alleviate subsequent impacts on transportation of prisoners. Additionally, this data analysis will generate a more profound understanding of the classification of inmates and will aid in prioritization of confinement based on stakeholder input. The strategic objective being where appropriate to divert inmates through data-based decision-making away from custody and into alternative placements. A targeted understanding of inmates mostly likely to reoffend could help shape strategies and policies geared towards incapacitation and rehabilitation of these offenders while simultaneously filtering out lower level offenders who maybe better suited for community based solutions. This strategy would also have ancillary benefits of reducing system effects on low risk inmates (i.e. having a further criminogenic effect through incarceration) if they are kept out of the system. An expanded jail utilization analysis will serve as a tool to learn from today's experiences to better plan for future correctional system needs, including alternative facilities that may provide more appropriate and less restrictive environments than the current jail facilities are capable of providing today. This is a long-term process of system demand planning that will leverage the efforts of RSO's Corrections Planning Unit to best identify the facilities and programming needed to best serve the County's needs for corrections and rehabilitation into the future.

RSO-7	Expand and evaluate inmate programming and incentivization					
	Savings	2	Efficiency	2	Effectiveness	1

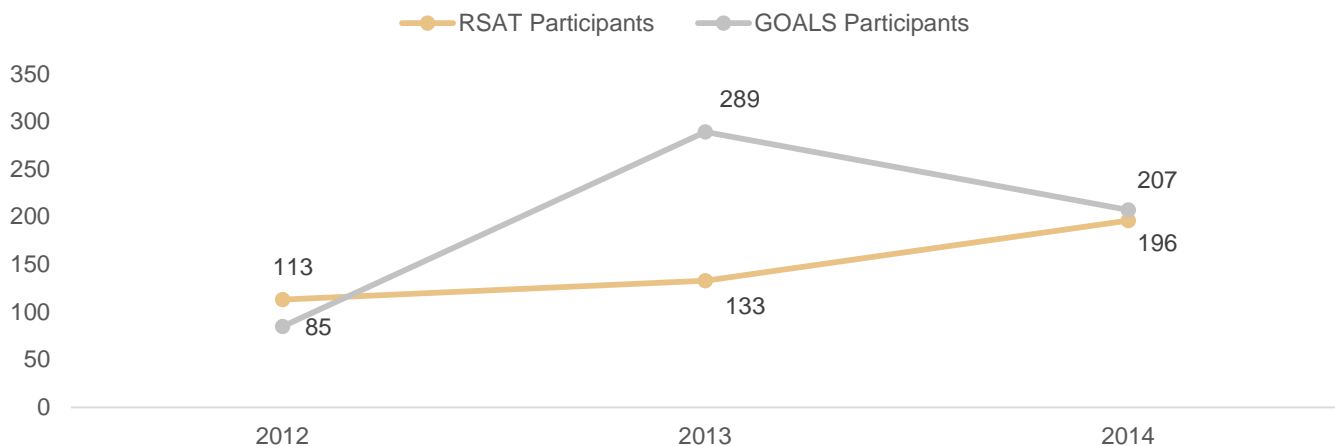
Overview

RSO should build upon efforts to expand inmate programming. RSO has a variety of programs geared towards rehabilitation, education and reducing recidivism. These programs are all evidence based and recommendations of the state governing correctional body. RSO should consider targeting a broader range of inmates to fill current programs and create new programs that meet the needs of higher risk inmates. RSO should also consider reevaluation of incentive schemes around how to increase participation in these programs.

Observation and Analysis

RSO indicated that inmate participation in programs has declined and inmates are not incentivized to participate in programs. RSO staff attribute this decline in participation with Prop 47 and fedkick policies. The perception is that inmates anticipate release from jail facilities prior to the possible completion of any programs offered at the facility and thus do not participate. Programs offered at RSO jails are largely geared towards low-risk (levels 1 and 2) inmates but some level 2 inmates (not yet sentenced) are further limited in the programs in which they can participate. These policies reduce the pool of available candidates for programming; this limited group of eligible candidates then must self-select programming with limited incentives to do so. The RSO is limited in its ability to incentivize participation due to rules around sentencing and thus cooperation with the courts is necessary.

Two existing programs, Guidance and Opportunities to Achieve Lifelong Success (GOALS) and Residential Substance Abuse Treatment (RSAT) are evidence-based practices available to eligible offenders. GOALS is an intensive 120-275 day cognitive behavioral program and focuses on criminal thinking and behavior, moral reasoning, pro-social skills, recognizing and managing high-risk situations, relationships, responsible living, reentry and transition planning, adult basic and vocational training opportunities, and community linkages, among other elements. RSAT provides substance abuse treatment for inmates who are GOALS participants. The chart below shows that in 2014, almost all GOALS participants were also enrolled in RSAT, but that overall GOALS participation was declining.



RSO is currently taking steps towards expanding their programs. RSO officials reported a new program geared towards level 5 inmates (highest risk) that started approximately one year ago that is finding success. These types of steps should be commended and the RSO should consider further expansion of all current programs and creation of more targeted programs, tailored and targeted to inmate populations that take up the most jail beds. The work that CA Forward has undertaken to better understand the inmate population can be instrumental to taking a more scientific approach in identifying target populations geared at multiple goals to include rehabilitation; reducing recidivism; reducing side door entries and reducing daily jail beds used by core inmate groups.

Observation and Analysis (continued)

The expansion and evaluation of programs requires collaboration of multiple agencies with the RSO and a comprehensive evaluation of best practices in inmate programming. As noted below, the RSO employs several evidence based practices in classifying, rehabilitating and educating inmates.

- Classification of inmates
- Inmate education
- Proxy Risk Assessment Tool
- Correctional Offender Management Profiling for Alternative Sanctions (COMPAS) Assessment
- Objective-based decision tree classification system
- Assessment tool to deliver rehabilitative services
- Evidence-based pre-screening tool
- Secure electronic confinement program

The offerings of current programs are evidence based and show relative success when targeted at lower risk inmates. Recent studies have indicated that this mix of programming would be substantially less effective if higher risk inmates were included. A recalibration of inmate programming in RSO jails would require a complete rethinking as to which menu of new practices would fit best to an updated strategy on inmate programming.

Anticipated Impact

A different mixture and expansion of inmate programming could assist the RSO in meeting its goals of limiting daily jail beds used (reducing capacity); reducing recidivism and providing services to their inmate population. Effectively targeting inmates for programming could result in a more effective and successful programs. Expanding the pool of eligible candidates for programming will ensure resources and funding for these programs are being utilized. Evaluation of these programs effectiveness will provide for accountability in programming. This recommendation, combined with a broader strategy on demand reduction, to include alternatives to jail where rehabilitation and education are most effective will provide the county with the best chances of meeting system-wide criminal justice goals.

RSO-8	Invest in JIMS information management system modernization			
	Savings	2	Efficiency	1
			Effectiveness	1

Overview

The RSO correctional department should continue efforts to acquire an updated jail information management system. An updated system will provide updated tools and reporting capability for the department. Recommendations included in this report require that efficiency be driven by reliable data. The department needs a system that provides the type of dashboard capability that can drive decision making effectiveness through on demand relevant data.

Observation and Analysis

Interviews with RSO staff revealed that the current jail information management system (JIMS) is unable to meet their management information and reporting needs without significant data-mining efforts. Staff reported that the system does not store or track all relevant datasets. The system has limited dashboard capability, resulting in RSO staff spending hours building basic and routine reports needed for management. Staff at the HMU expressed frustration that the system tracks and drops inmates by booking number - resulting in differences in statistics if offenders are rebooked on new crimes. These inefficiencies thus require more experienced staff to interface with the system when reports need to be generated or data pulled, also requiring a high degree of effort from those experienced staff.

Staff reported that the thoroughness of recent studies of the jail population were hampered by the limitations of the system. Mining data from JIMS is time intensive and exorbitant. An effective JIMS system would lead efforts to be data driven in managing resources and understanding the jail population. The RSO should continue efforts to acquire funding to make this long term capital investment. When moving forward with implementation, RSO should complete a careful vendor selection process that is thoughtful to long term operations and maintenance cost, while delivering the requisite capabilities to manage RSO jails more effectively.

A detailed inventory of RSO staff needs should be completed to acquire the best JIMS system modernization solution. When an updated system is acquired staff whose primary job is interfacing with JIMS should be reevaluated to ensure the appropriate level of staff is tasked with the appropriate jobs - i.e. highly experienced staff should not remain working on a product that can be utilized by lower cost staff members. In addition, business process analysis should precede any outlays for a new system to help ensure expected benefits in efficiency and effectiveness can be properly fulfilled.

Anticipated Impact

A modern JIMS system would improve the departments' efforts to be more data driven. Staff would be more efficient in daily tasks that require interfacing with JIMS and the level of staff needed to interface with JIMS in some instances can be reduced. This represents a significant investment for the RSO but long term cost savings would result from the daily administrative efficiencies that would result after implementation of the new system.

As JIMS modernization represents a significant investment and fiscal outlay in the future, RSO should engage with its County partners to assess and identify the financial and operational benefits afforded through such enhanced capabilities to help develop a business case for system change and implementation.

RSO-9	Evaluate expansion and innovation in alternatives to inmate movement		
	Savings	3	Efficiency 2 Effectiveness 1

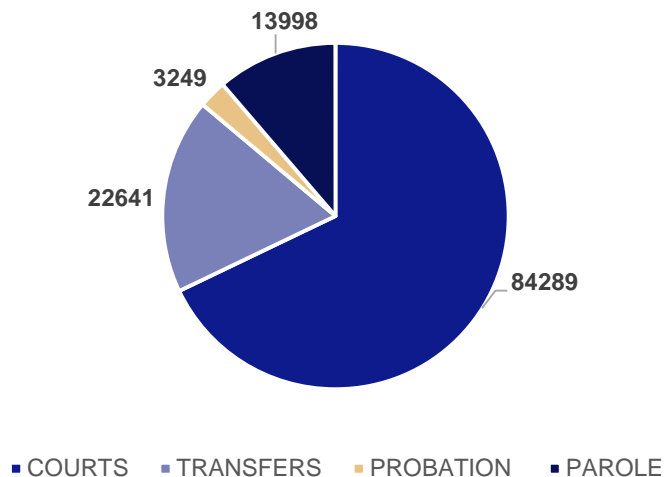
Overview

The RSO correctional department should consider expansion of current alternatives to inmate movement such as video arraignment and adoption of new technologies such as web visits; telehealth; telepsychiatry capabilities. These technologies help to lower the cost and risk in inmate transportation. These innovative tools also improve efficiency in providing services to an even broader pool of candidates. Web visits specifically make it easier for family members to communicate with inmates who may not be located near their home thus allowing the RSO to place inmates most conveniently for the system and not the offender.

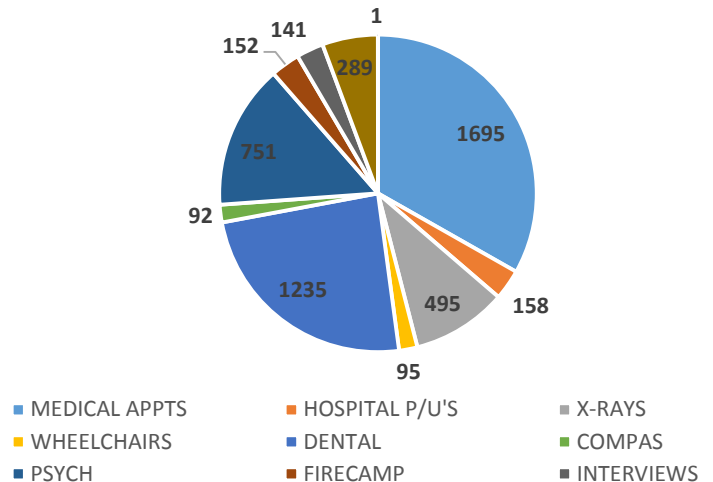
Observation and Analysis

The RSO correctional department has an extensive transportation operation serving inmate and system needs. Inmate are move for numerous reasons but most abundant for court or transfer between facilities. Parole and probation are the next two major categories that require significant movement. Third would be the various types of medical appointments grouped, reflective of the increased need for services by today's inmates. The below charts contain the raw data on inmate movement for 2015 by reason type.

2015 Number of Primary Inmate Transports by Type



2015 Additional Inmate Transports by Type



The RSO currently has two facilities capable of video arraignment. RSO staff reported that video arraignment has been an effective tool for them and inmates generally appreciate the reduced time it takes to get the process done. The public defenders officer has noted some concern in expanded use of video arraignment as they believe it has the possibility of lowering the offenders chances of the best outcomes in receiving bail. Offenders physically in court have the opportunity to interact with the judge and their families; all important parts of an ability to articulate and show ties to the community which ties to outcomes in release from jail. This will require further coordination and understanding by the courts; DA; public defender; inmate as to the benefits of video arraignment. While the option should remain a voluntary process, the RSO could expand its use at current facilities and ensure it is available at the 3 facilities that currently don't utilize the technology.

Observation and Analysis (continued)

RSO should continue its efforts to acquire technologies that enable web visits for inmates. This capability would allow for inmate family members to go to any designated facility and communicate with inmates at any location in the system. RSO indicated that inmates are often moved to allow for closer proximity to family members. This cost to the community of inmate movement could be reduced by providing this alternative. RSO staff continuously expressed frustration in the need for greater services for inmates and having to transport these inmates to outside facilities. Some facilities do not have a doctor on call 24/7 or a nurse practitioner. The use of telehealth and telepsychiatry are in line with advances in modern medicine and delivery of services. The cost to the county for delivery of these services and the accompanying transportation to outside facilities could be reduced significantly. It should be noted that the County is procuring expanded tele-health and tele-psychiatry as part of its implementation of recent improvement initiatives.

Anticipated Impact

The RSO undergoes a massive effort to move inmates around the county for a variety of reasons, to include court; inmate need for services; programming; relocation to facilities closer to family. The cost of this movement could be reduced by offering and providing alternatives. In addition to reducing cost; the RSO will better serve their inmate population with enhanced access to services and family via web video link. These modernization efforts would push the RSO further into best practices for correctional reform.

Overview: Administration, Coroner & Courts

In addition to law enforcement and corrections responsibilities, RSO maintains a robust internal administrative, court services and coroner bureau. Under the leadership of an Assistant Sheriff, the department maintains a staff of over 772 personnel. Additional services that fall under the Administration, Coroner and Courts Bureau include: The Professional Standards Bureau, Media Information Bureau, Accounting and Finance, Personnel Bureau, Technical Services Bureau, Information Service Bureau, the Grants Unit, Field Operations Fiscal Unit, Public Safety Enterprise Communications (PSEC), the Ben Clark Training Center, Patrol Academy Trainers, Dispatch, Sheriff CAL-DNA, Sheriff CAL-Photo, CAL-ID, and the Chaplain Corps.

Administration

The Sheriff's Administrative Bureau maintains a FY 15/16 budget of \$13,367,152 and provides leadership to all Department stations, facilities, and bureaus. Through the direction from the executive team, the administrative unit manages the operations of the Department. Additionally, Media Relations staff, carry concealed weapons permitting unit, public records requests, employee records, and the Department's legal counsel fall under the administrative umbrella.

Coroner

Located in both Perris and Indio, the Sheriff's Coroner bureau maintains a FY15/16 budget of \$10,375,503. The Coroner Bureau investigates and reports on all violent, sudden or unusual deaths of persons within the County as established by California law. In all cases which come under its jurisdiction, the Coroner's Bureau will conduct thorough Medico-Legal Death Investigations in order to determine the Manner, Mode, and Cause of Death for each decedent. Deputy Coroners establish medical facts pertaining to each case. Additionally, they direct medical and other scientific personnel to establish and provide information necessary to carry out this mandate. Additional services the Coroner Bureau provides are:

- **Forensics:** The Sheriff's Forensic Services are located in Indio and Perris and provides examination for each death that falls under the Coroner's jurisdiction. The forensics team provides a thorough receiving process for examinations including undressing, weighing, obtaining an ID photograph, obtaining fingerprints and documenting property.
- **The Coroner Incident Response Team (CIRT):** CIRT is a specialized unit within the Coroner's Bureau trained to handle incidents which require additional technical expertise. The CIRT team responds to buried body cases, cases that require a body to be extricated from a confined space or up high angles, in remote areas requiring technical rope recovery skills, cases where the body has been exposed to hazardous materials, and mass fatality incidents. The personnel figures are included in the Coroner East and West figures.
- **Evidence-based practices:** Conscientious, explicit and judicious use of current best evidence in making decisions is employed throughout the Administration, Coroner and Courts Bureau. Evidence based practices related to the Coroner Bureau are listed below:

Coroner Review	Child Death Review Team (CDRT)	Domestic Violence and Elder Abuse Review Team (CDRT)	Coroner Incident Response Team (CIRT)
Dive Team	Teen Empowerment Mentoring Program Options (Tempo)	First Responder Death Investigator Course (POST)	UCR Medical School Collaboration
RMRU Cadaver Dog Training	Missing Persons Day	Cold Case Homicide collaboration with DA	Monthly Trauma Board Meeting with Riverside University Health Systems
Public Presentations – DA, PD, Academy, Nursing Students	Law Enforcement Presentations – Role of the Coroner	Hospice Care	Anthropologist

Courts

With a FY 15/16 budget of \$31,164,392, the Sheriff's Court Services Division is divided between three locations and serves as an officer of the court and is responsible for security in the courts, execution of orders issued by the court, and service and enforcement of civil processes.

- **East:** Located in Indio, this office serves the Larson Justice Center (LJC) in Indio, the Juvenile Court in Indio, the Palm Springs Court, and the Blythe Court.
- **Central:** Located in Hemet, this office serves the Southwest Justice Center (SWJC), the Temecula Court, the Hemet Court, and the Banning Court.
- **West:** Located in Riverside, this office serves the Historic Court, Hall of Justice (HOJ), Family Law Court, Juvenile Court, and Self-Help Center in Riverside, as well as the Moreno Valley and Corona Courts.

Additionally, the CAC Security group, located in Riverside, provides security at the County Administrative Center in Riverside for all meetings of the Riverside County Board of Supervisors, and for all county departments operating within the CAC.

Evidence-based practices: There are a number of evidence-based practices that the courts employ. Examples of these include and the resulting workload statistics are detailed below:

- Security for high risk trials
- Security for off-site juror activity
- Security for juror sequestration
- Bi-Annual Emergency Evacuation Training for all court and CAC personnel
- Active shooter training for CAC and court personnel and judges
- Security risk assessment

Riverside Superior Court Facilities-Visitors Screened, 2014	
Court Facility	Persons Screened
Historic Court	244,387
Hall of Justice	674,664
Family Law Court	242,563
Moreno Valley Court	214,534
Juvenile Courts (Riverside)	84,118
Corona Court	2,688
Southwest Justice Center	30,439
Temecula Court	505,543
Hemet Court	29,807
Banning Court	208,284
Larson Justice Center	105,352
Indio Court Annex	605,885
Juvenile Courts (Indio)	14,844
Palm Springs Court	91,568
Blythe Court	14,190
Total	3,068,866

RSO-10	Review functional force mix for sworn, non-sworn, and civilian resources					
	Savings	2	Efficiency	1	Effectiveness	2

Overview

RSO should conduct a thorough review of the force mix in its major operating and functional units within Field Operations, Corrections, and Administration divisions (i.e. jail facilities, stations, and bureaus). Positions and job functions are oftentimes interchangeable between sworn and non-sworn staff. All positions should be evaluated to ensure that the right mix of staff is provided at the right cost. A recurring practice of periodic force mix reviews should be adopted to help demonstrate continued commitment to allocating the right skillsets to the appropriate roles at the appropriate cost profile.

Observations and Analysis

The RSO has employed a variety of innovative force-mix approaches, including the use of CSOs, TRU Officers, and most notably Correctional-designation resources. With over 1600 volunteer reserves, RSO successfully manages a robust volunteer force. As is commonly observed in large law enforcement and correctional agencies, a recurring need for re-evaluating force mix and use of highest cost sworn resources is imperative to provide an adequate degree of assurance to fiscal and coordination bodies.

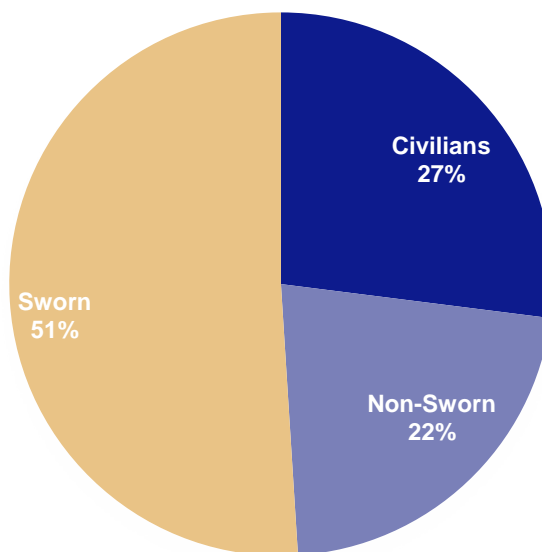
RSO should develop a systematic approach to reviewing allocation of force-mix to the core functions below, allowing for recurring and structured reviews into the future:

- Administration
- Support Services
- Patrol
- Corrections
- Court Services
- Coroner
- Public Administration

Anticipated Impact

An optimal force-mix can help RSO decrease overall personnel spending where a less-costly resource can be utilized, redeploy sworn resources to roles where benefit commensurate with cost is obtained, and mitigate the need for overtime use in positions where minimum staffing requirements for sworn posts is present.

RSO Filled Positions
As of pay period 14 (June 11-June 24,2015)



Total Number of Positions: 4,135*

*Not including 1600 volunteer reserves

RSO-11	Enhance employee succession, development, and mentoring programs					
	Savings	2	Efficiency	1	Effectiveness	1

Overview

As part of the personnel management processes currently in place RSO should further develop their performance and accountability methods and plan for succession of leadership positions. Additionally, RSO should implement a mentorship program to recruit and retain new employees as well as enhance overall effectiveness.

Observation and Analysis

The RSO currently recognizes and implements a number of practices and strategies to evaluate performance, retain officers, and help provide adequate career growth. This is witnessed in the associated table which indicates strong officer retention figures.

An example of this practice comes from the Ben Clark Training Center which implemented a mentorship program for the academy trainees. This program served to decrease the failure rate and improved the morale of the officers. Though the guidance of veteran officers, trainees were able to recognize challenges and opportunities with their training, and develop a clear path toward their goals.

Based on the positive results from Ben Clark Training Center's mentorship program it is recommended that RSO promote an expanded mentoring program. The program will be mutually beneficial as it will serve as an opportunity for skilled veteran officers and inexperienced junior officers to knowledge-share. The insight, guidance and developmental opportunities that a veteran can offer, will provide a path toward success. Additionally, the fresh perspective and articulation of past challenges by the junior officer will serve to reinforce training standards in the veteran officers and challenge historical practices.

Attrition Data					
Reason	FY 11/12	FY 12/13	FY 13/14	Total	Avg.
Resigned	20	9	15	44	14.67
Retired	41	23	10	74	24.67
Disability Retired	7	5	3	15	5.00
Voluntary Demotions	0	0	0	0	0.00
Terminations	6	4	4	14	4.67
Emergency Retirement	0	0	0	0	0.00
Deceased	2	1	1	3	1.00
*Position Adjustment	0	0	0	0	0.00
Totals	76	33	33	150	50.01

During interviews it was recognized that the Sheriff's Office has the opportunity to more extensively prepare for eventual changes in leadership. It is recommended that the RSO Executive team develop this succession of command by identifying future leadership of RSO through an appropriate qualification and identification process. While the process of identifying and grooming candidates may be time consuming, the mentorship program will serve as a basic solution to this and will help provide a first level of oversight.

Observations and Analysis (continued)

Succession is a fundamental preparation exercise for the future and can only properly be conducted based upon accurate information. Based on interviews and observation, there were mixed feelings on the clarity and ease toward the path of career advancement. While RSO has mechanisms currently in place which measure the performance of their officers, such measures should be reviewed in order to ensure consistency and objectivity where possible.

The criticality of this effort can be witnessed in the chart below. Since 2007 there have been a significant number of promotions in a limited number of RSO positions. This signifies a large generational change of command and a necessity to prepare for the challenges that will be presented due to the potential loss of institutional knowledge and experience.

Level	Positions	Promotions	Turnover Ratio
Executives	12	35	2.9
Captains	24	49	2.0
Lieutenants	92	115	1.3
Sergeants	350	299	0.9
Investigators	255	221	0.9
Corporals	250	319	1.3

Anticipated Impact

Developing a baseline against which leadership can evaluate the performance of their subordinates, as well as a more comprehensive goals and mentoring program will serve to increase retention, morale, officer welfare, and job satisfaction.

A RSO wide mentoring program will serve as a guide for junior officers who are unsure about their path toward success. Mentors will gain a personal sense of reward for the development of their protégé, a affirmation of RSO policies, procedures and tactics, a new vantage point on policing through contemporary policing practices, an ability to develop their legacy within the organization, and a sense of creativity through the fusion of various perspectives

Through the mentorship program, mentees will develop a path toward success as they will have the monitoring and guidance of a veteran officer to help avoid pitfalls, gain assistance on goal setting and charting their career growth, practice communicating and understanding senior leadership which will generate more fluid communication throughout RSO, and gain a sense of self confidence as they will continue to feel respected within the organization.

The proper identification of succession of command will allow the RSO to recognize who is next in line to fill senior executive positions, to develop an actionable process in place to selection senior leadership, reduce risk, and find the best successors. While succession is fundamentally a preparation exercise for the future and will serve to reduce downside risk, it will also produce value to the organization on an immediate basis. This is due to the fact that it will serve to motivate officers that are nearing senior leadership levels. Once they view a more lucid path toward career growth, there will be added incentives to continue to produce at a high standard.

Finally, a more standardized performance management system will allow leadership to hold their reporting agencies and personnel more accountable for their performance against RSO standards. This will process go hand-in-hand with the mentorship program and the succession of command planning. Each program will produce long term savings benefits as they will serve to retain officers, generate a more cohesive organization, and drive operational proficiency and effectiveness.

RSO-12	Accelerate Early Intervention System enhancement efforts					
	Savings	2	Efficiency	2	Effectiveness	1

Overview

Building upon current RSO efforts, it is recommended that RSO enhance risk management practices by accelerating the planned Early Intervention System (EIS) efforts underway within the Professional Standards Bureau (PSB). Additionally, it is recommended that RSO continue to be included in the liability insurance payout discussions as early in the process as appropriate.

Observation and Analysis

RSO should build upon current evidence-based training practices (detailed below) that serve to educate personnel of the use of force, mental health, and de-escalation of force issues. Additionally, RSO should implement an automated EIS capability to help identify and address employee patterns of behavior that may require targeted training and intervention.

Crisis intervention training (CIT)	Classified supervisory leadership development	Driver awareness / EVOC update	Identifying & countering of lone wolf attackers	History of the dept. And culture/ethics	Self-defense for non-sworn personnel
"Kelly Thomas" incident – mental health	Immigration guidelines	Defensive tactics instructor	Leadership development for lieutenants	Tribal law enforcement based training	Drug abuse recognition
Tactical options course	Officer involved peer counseling	Ground defense for law enforcement	Inmate radicalization & awareness	Explosives recognition	Tactical communications
Autism awareness and interactions	Dispatch assess suicidal caller	Background investigations	Search warrant basic and advanced	Force encounters	Sworn supervisory leadership
De-escalation training	Dispatch communications training officer	Behavioral threat assessment	Tactical response to school and community violence	Less lethal munitions – "occupy" and other national movements	Tribal awareness
Emotional survival	Dispatch domestic violence & sexual assault	Family readiness	Traffic collision investigations basic – recon	Crime scene investigation (CSI)	Use of force and documentation
Stress based training	Dispatch handling the rising tide of suicide	Child abuse sexual assault	Vehicle theft investigations	Supervisory leadership training	Excited delirium training
Crowd control management	Dispatch interpersonal skills & career survival	Civil procedures advanced	Leadership and accountability	Dispatcher public safety – advanced / basic / update	Mental health crisis intervention training for corrections
"Occupy movement" incidents	Dispatcher crisis negotiations	Taser training	Tools for tolerance for command staff	Dispatcher role critical incidents – advanced	Leadership enhancement for corrections

Another point of issue that increases the risk of the current EIS is that RSO may not be included in the payout discussions as early in the process as may be beneficial. Not only is a RSO vested partner in the outcome, but they represent subject matter experts who can provide additional details and background when necessary in order to help ensure a sound, timely, and fair process is in place to resolve current and future matters of risk and liability.

Anticipated Impact

An enhanced EIS capability can help RSO improve its identification of behavioral variances in employee behavior and thereby strategically target its training, accountability, and other field-based interventions at the appropriate time to mitigate an escalating pattern of potential risk and ultimately liability to the County or injury to RSO employees. This must also be done in concert with county-wide recommendations and appreciation of legal and environmental factors outside of the County's control and/or influence.

Contract Law Enforcement Overview

RSO provides municipal law enforcement services by contract with 17 cities, 1 tribe, and several school districts in Riverside County. RSO, among other southern California county Sheriff's Offices, is broadly regarded on the national stage as a pioneer in the contract law enforcement discipline. For RSO, there are several statutory and policy parameters that guide the allocation of costs to law enforcement services that are provided to contract cities as summarized below.

- **Board Policy B-3 – Contract Services to Cities:** This policy describes the process to establish a contract with the city council of an incorporated city, implements an annual review of contract rates by the County Auditor-Controller, and outlines the process to reduce positions upon termination of a contract revenue source.
- **Board Policy B-4 – Rates Charged for Current Services:** This policy requires County departments/offices to recover "actual cost" of providing services to other public agencies, such as contract cities. Also stated is that the Board "may direct County departments to reduce operating costs in order to reduce charges to users."
- **Government Code Sec. 51350:** This section of the California Government Code limits recovery of costs incurred in providing services to contract cities by way of excluding (1) services made available to all portions of the County as determined by resolution of the Board (i.e. "Baseline" services), and (2) services which are general overhead costs of operation that the County would incur regardless of whether or not it provided services to contract cities (i.e. "General Overhead" functions).

Government Code Section 51350

"A county which provides services through its appropriate departments, boards, commissions, officers or employees, to any city pursuant to contract or as authorized by law, shall charge the city all those costs which are incurred in providing the services so contracted or authorized.

A county shall not charge a city contracting for a particular service, either as a direct or an indirect overhead charge, any portion of those costs which are attributable to services made available to all portions of the county, as determined by resolution of the board of supervisors, or which are general overhead costs of operation of the county government.

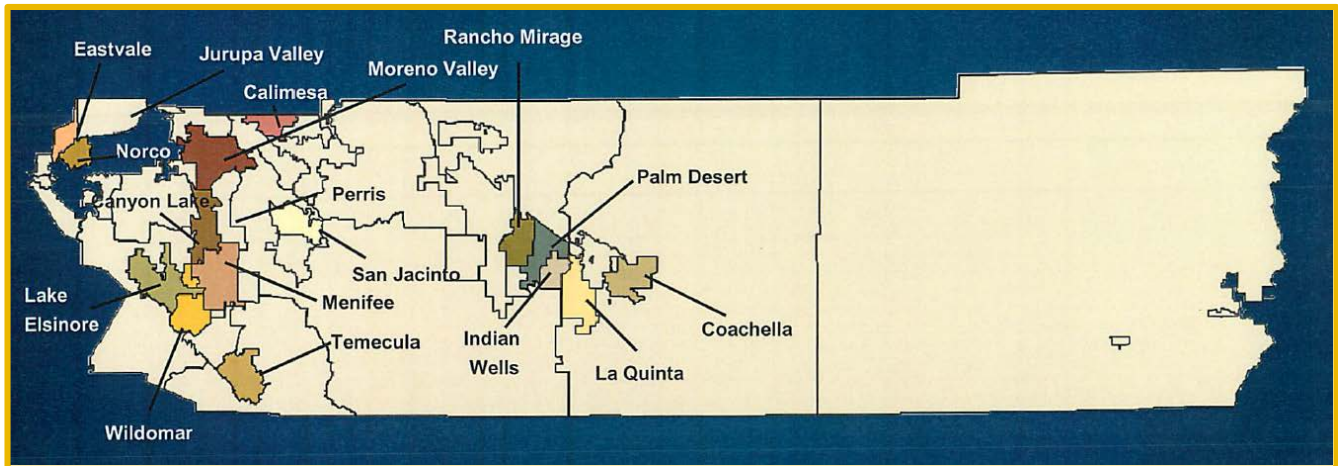
General overhead costs, for the purpose of this section, are those costs which a county would incur regardless of whether or not it provided a service under contract to a city. Any determination of general overhead costs shall be subject to court review as to the reasonableness of such determination. This section does not apply to a contract or agreement in effect on December 31, 1983, made by a county."

Counties across California such as Orange, Sacramento, and Los Angeles have adopted Board resolutions to clarify the scope of "Baseline" services that are provided to all portions of the County, whether contract cities, non-contract cities, or unincorporated areas. While each County varies in specific definitions, "Baseline" services commonly include Search/Rescue, Special Enforcement Units, Special Investigation Units, Drug/Gang Task Forces, Hazardous Devices, Aviation Operations, Forensic Services, and others. A definition of "General Overhead" services is less well established, as Counties inconsistently include or exclude recovery of costs related to Sheriff's Executive Team, Station/Division Commanders, Training Programs, Crime Analysis, and function of the Jails, Courts, Coroner, Public Administrator, and other general functions.

- **Cal OES Law Enforcement Mutual Aid System:** Relevant to the discussion of "Baseline" services is acknowledgement that RSO is a critical component of the mutual aid system maintained by the California Governor's Office of Emergency Services (Cal OES) Law Enforcement Branch. The Cal OES Law Enforcement Mutual Aid System operates under the authority of Government Code Sections 8550, 8569, 8615, and 8668, as well as the California Emergency Plan and Master Mutual Aid Agreement.

The Sheriff of Riverside County serves as the Operational Area Law Enforcement Coordinator for the County, and all political subdivisions within it, to coordinate response resources to States of Emergency, Local Emergencies, Unusual Occurrences, and Day-to-Day Mutual Aid for circumstances beyond the control of local law enforcement resources. Per Government Code Section 26602, the Sheriff is responsible to provide assistance and coordination to control the problem in the role of Operational Area Mutual Aid Coordinator.

Currently there are 17 contract cities for which RSO provides municipal law enforcement services as depicted below. RSO also provides law enforcement services to the Morongo band of Mission Indians, Riverside University Hospital System, March JPA and several school districts across the County. RSO also provides Mutual Aid System support as requested to the 12 non-contract "allied" cities across Riverside County, including the California Highway Patrol and adjacent Counties.



Contract Rate Model Methodology

RSO has developed the Law Enforcement Contract Rate Development Methodology ("Legend") that encompasses calculation, distribution, accumulation, output, and approval of contract rates. It should be noted that there is no set industry standard cost allocation methodology, as Counties in California and across the U.S. each utilize different approaches to calculate direct and indirect costs. Notwithstanding this fact, the RSO Legend methodology is in line with the general industry spectrum of law enforcement cost allocation practices. Key Legend components include:

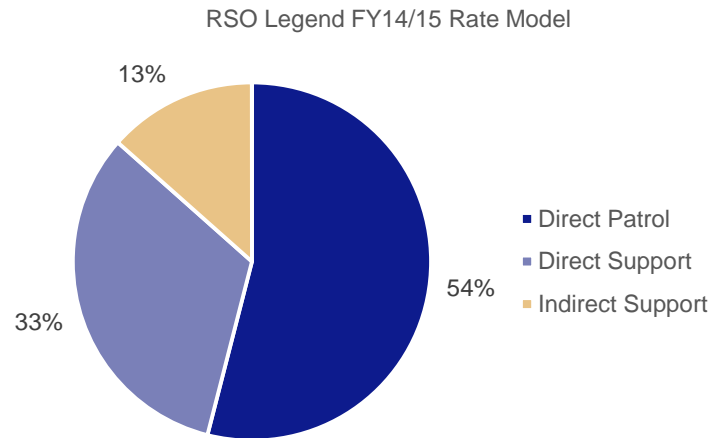
- **Cost Objectives:** Patrol officer "supported" productive service hours (1780 hours per year per officer) are the primary cost object to which all direct and indirect costs are allocated to contract cities. Patrol officers include both Sheriff's Deputy and Sheriff's Corporal positions, and are largely "undedicated" to a particular contract but can be "dedicated" in certain circumstances agreed by RSO and the contract city partner. There were a combined 839.4 "supported" positions representing nearly 1.5 million service hours in the FY14/15 Legend.
- **Unsupported Rates:** A secondary cost objective comprises the "unsupported" service hours for those positions requested by a contract city partner to be "dedicated" to their contract for special assignment purposes like Task Forces, School Resource Officers, or Special Enforcement Teams. There were 180.4 "unsupported" positions offered by RSO at either a "productive" (i.e. 1780 hours) or "compensated" (i.e. 2080 hours) hourly rate that includes an allocation of direct and indirect costs that varies from the "supported" rate per hour.
- **Cost Drivers:** Cost drivers used to allocate cost pools to both "supported" and "unsupported" cost objects are primarily based on the percentage of "included positions" to associate Class 1 (Salaries & Employee Benefits) and Class 2 (Supplies & Services) costs on a pro-rata FTE basis. Primary and other cost drivers include:
 - **Primary Cost Driver:** The primary driver that allocates Class 1, Class 2, and COWCAP cost pools to cost objects is the percentage of "included positions" that are classified as Direct Patrol, Direct Support, and Indirect Support. Positions are classified on a position-by-position basis annually with the Commanding Officer of each applicable Station or Bureau included in the Legend. Cost drivers are calculated differently by the Legend for "supported" and "unsupported" rate calculations, with fewer cost pools allocated to "unsupported" positions as well.
- **Cost Pools:** The major categories of cost included in the Legend are described further on the following pages and comprise Direct Patrol, Direct Support, and Indirect Support functions. The Legend also captures Excluded Positions that are not included in the contract rate as they are considered "Baseline," "General Overhead," or "Grant-Supported" as discussed in the section below.

- **Additional Cost Elements:** Certain cost pools are allocated outside of the Legend process using other applicable cost drivers. For example, Field Training costs are allocated based on the average attrition over the trailing 3-year period. Other cost drivers include vehicle-mileage for vehicle operating and maintenance costs, chargeable positions for facility costs, and other drivers for Records Management System (RMS), CAL-ID, and Booking Fee components. Note that the following pages are focused on the primary cost drivers for “supported” and “unsupported” positions.

Contract Rate Model Components

The RSO Legend process takes a comprehensive view of systemic costs in the Field Operations division in arriving at a determination on the fully-allocated hourly rates for “supported” positions applicable to a given contract city partner. Major components of “supported” hourly rates include:

- **Direct Patrol Costs:** This component comprises 54% of the \$149.09 FY14/15 rate and includes 766.4 Deputy and 73.0 Corporal positions. As the largest rate component, labor cost increases have a large impact on the nominal rate.
- **Direct Support Costs:** This component comprises 33% of the \$149.09 FY14/15 rate and contains 26% sworn support for patrol supervision and investigative services as well as 7% for classified support for other station-based roles.
- **Indirect Support Costs:** This component comprises 13% of the \$149.09 FY14/15 rate and includes 220.6 positions that provide indirect support to patrol operations.



From a functional perspective, the following services are provided within each of the major cost components described above as part of the “supported” rate. Components for which a difference in cost allocation was noted between “supported” and “unsupported” hourly rate calculations are also noted on the following pages.

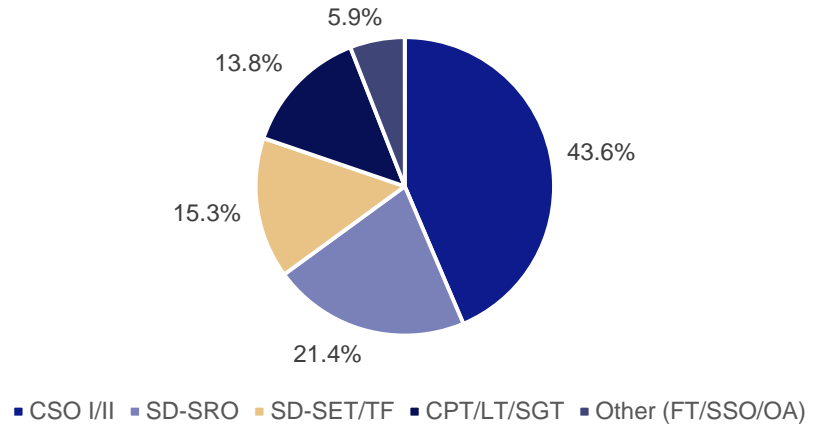
Component	Services Included
Direct Patrol <i>\$80.50</i>	Patrol Officers: \$80.50 of the FY14/15 rate represents the direct patrol operations performed by 766.4 Deputy and 73.0 Corporal positions. Duties include response to calls for service, officer-initiated activities, and other proactive or administrative duties during routine patrol shifts. This rate includes a pro-rata allocation of other Class 1 and Class 2 costs, with the largest elements comprising \$4.59 million in PSEC costs, \$3.18 million in Liability Insurance charges (36% of the \$8.81 million FY13/14 RSO total premium), and \$2.23 million in Holiday Overtime costs.
Direct Support <i>\$48.56</i>	Sworn Support: \$38.35 of the FY14/15 rate represents the direct supervision and investigative services performed by 32.4 Lieutenant, 137.7 Sergeant, 6.9 Deputy, 124.8 Investigator positions. Investigative services include 101.8 station-based Investigators for general misdemeanor and felony follow-up investigations as well as 23.0 Investigators assigned to Central Homicide Unit for serious felony homicide cases. This component includes a pro-rata allocation of Class 2 costs, with the largest elements comprising \$1.71 million in Liability Insurance charges (13% of the \$8.81 million FY13/14 RSO total premium) and \$0.76 million in PSEC costs. Classified Support: \$10.21 of the FY14/15 rate represents 185.2 classified positions such as Community Service Officers (CSO), Station Service Officers (SSO), Office Assistants (OA), and other station-based support roles that are dedicated to supporting the delivery and administration of patrol operations. This component includes a pro-rata allocation of Class 2 costs, with the largest element comprising \$0.72 million in Liability Insurance charges (8% of the \$8.81 million FY13/14 RSO total premium).

Component	Services Included
<p>Indirect Support</p> <p>\$20.03</p>	<p>Administration: \$1.20 of the FY14/15 rate represents 12.4 positions serving in the Professional Standards Bureau and other RSO Administration roles that support patrol operations. This component includes a pro-rata allocation of Class 2 costs of \$0.1 million. Not included in the “supported” rate are “General Overhead” functions of the Sheriff’s Executive Team (i.e. Sheriff, Undersheriff, Assistant Sheriffs, Chief Deputy Sheriffs) and the Media Information Bureau.</p> <p>Personnel & Recruiting: \$1.22 of the FY14/15 rate represents 9.3 positions serving in the Personnel Bureau that support patrol operations. This component includes a pro-rata allocation of Class 2 costs of \$0.7 million. Not included in the “supported” rate are “General Overhead” functions of the Bureau that support other RSO Divisions, such as Corrections, Courts, or Coroner, among other non-patrol functions.</p> <p>Information Services: \$1.21 of the FY14/15 rate represents 24.3 positions serving in the Information Services Bureau that support projects benefiting patrol operations. This component includes a pro-rata allocation of Class 2 costs of \$0.1 million. Not included in the “supported” rate are “General Overhead” functions of the Bureau that support projects for other RSO Divisions.</p> <p>Central Dispatch: \$10.67 of the FY14/15 rate represents 143.5 positions serving in the Central Dispatch that support centralizing call-taking and radio dispatch to support patrol operations. This component includes a pro-rata allocation of Class 1 and Class 2 costs of \$2.1 million and \$1.2 million respectively. Not included in the “supported” rate are “General Overhead” functions of Central Dispatch that support assistance to other departments.</p> <p>Accounting & Finance: \$0.82 of the FY14/15 rate represents 15.1 positions serving in the Accounting & Finance section that support patrol operations. This component includes a pro-rata allocation of Class 2 costs of \$0.1 million. Not included in the “supported” rate are “General Overhead” functions of the section that support other RSO Divisions, such as Corrections, Courts, or Coroner, among other non-patrol functions.</p> <p>Technical Services: \$0.95 of the FY14/15 rate represents 8.6 positions serving in the Technical Services Bureau that support patrol operations. This component includes a pro-rata allocation of Class 2 costs of \$0.3 million. Not included in the “supported” rate are “General Overhead” functions of the Bureau that support other RSO Divisions, such as Corrections, Courts, or Coroner, among other non-patrol functions.</p> <p>Contracts & Grants: \$0.38 of the FY14/15 rate represents 4.1 positions serving in the Contracts & Grants section that support patrol operations. Not included in the “supported” rate are “General Overhead” functions of the section that support other RSO Divisions, such as Corrections, Courts, or Coroner, among other non-patrol functions.</p> <p>Countywide Costs: \$1.65 of the FY14/15 rate represents a pro-rata allocation of COWCAP costs of \$2.5 million. The amount included in the “supported” rate are pro-rated to the proportion of RSO employees included in the Legend: 1,326.37 in Patrol and 204.90 in Support Services. COWCAP costs associated excluded positions (i.e. 467.63 in Patrol and 120.10 in Support Services) are considered as allocable to “General Overhead” components.</p> <p>Field Training Costs: \$1.30 of the FY14/15 rate represents the cost of a 16-week Field Training period applicable to 50.0 Patrol positions estimated to be replaced annually based on the previous 3-year actual attrition rates.</p> <p>Training Center: \$0.64 of the FY14/15 rate represents 3.3 positions serving at the Ben Clark Training Center in support of patrol operations, specifically for range qualification purposes. This component includes a pro-rata allocation of Class 2 costs of \$0.6 million.</p>

In order to provide an understanding of how the “unsupported” and “supported” rate components compare, an example position of Sheriff’s Deputy is utilized below given the high proportion of Deputy costs in both rate methodologies. Hourly rates have been calculated on a “productive” hourly rate basis assuming the 1,787 productive hours relevant to FY15/16.

Component	“Unsupported” Hourly Rate
Salary, Benefits, Other Comp	\$73.46
Supplies & Services	\$5.51
Administration	\$0.66
Personnel & Recruitment	\$0.51
Accounting & Finance	\$0.44
Countywide Costs	\$0.72
Total Costs per Hour	\$81.30

FY14/15 Legend Unsupported FTEs (Excluding Admin Positions)



When comparing the hourly rate components for the “unsupported” positions, a clearer understanding of the benefits afforded the “supported” positions is achievable. From an Indirect Support perspective, nearly \$15.14 more cost per hour is allocated to a “supported” position to provide support from Central Dispatch (\$10.67), Field Training (\$1.30), Information Services (\$1.21), Technical Services (\$0.95), Training Center (\$0.64), and Contracts & Grants (\$0.38).

Baseline Services & General Overhead Functions

The RSO Legend cost allocation process excludes those services and functions considered as “Baseline” or “General Overhead” as indicated in the table below. Other excluded positions include those that are “Grant-Supported” by Federal or State grants or “Dedicated/Unsupported” positions under contract with city partners.

Baseline Services*	<p>Special Enforcement: Includes Aviation, Special Weapons & Tactics (SWAT), Hazardous Device Team (HDT), Riverside Off-Road Vehicle Enforcement (ROVE), Crisis Negotiations Team (CNT), Felony Warrant Enforcement Team (FWET) units.</p> <p>Special Investigations: Includes components of Riverside Auto-Interdiction Detail (RAID), Computer & Technology Crime/High-Tech (CATCH), Anti-Human Trafficking Task Force units.</p> <p>Other Special Units: Sheriff’s Emergency Response Team (SERT), including Mutual Aid Coordination for Search & Rescue and Disaster Recovery, Gang Task Forces, and Sexual Assault Felony Enforcement team units.</p> <p>Forensic Services: Includes Forensics East & West crime scene processing units.</p> <p>Crime Analysis: Includes central Crime Analysis Unit and any station-based Crime Analysts.</p>
General Overhead	<p>Sheriff’s Administration: Includes the Sheriff, Undersheriff, Assistant Sheriffs, and Chief Deputy Sheriffs, along with Media Information Bureau operations, the Professional Standards Bureau Captain, and the Station Captains for 9 stations (Moreno Valley is a 90% “dedicated” position).</p> <p>Training Programs: Includes the Ben Clark Training Center non-range qualification staff as well as the Deputy Sheriff salary costs for the 24-week Basic Academy duration.</p> <p>Dispatch Center: Includes the Dispatch Captain and Telephone Reporting Unit (TRU).</p>

* Many Baseline services are both County and State/Federal grant funded, including portions of RAID, CATCH, GTFs, and other SIB and SEB resources.

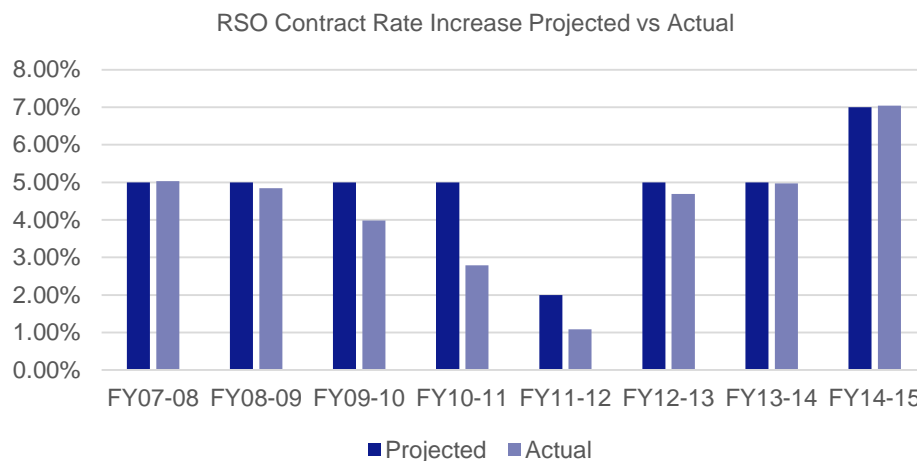
RSO-13	Reaffirm service delivery alternatives and cost forecasting approach					
	Savings	2	Efficiency	2	Effectiveness	2

Overview

RSO should continue its current focus on structured quarterly Contract Cities Partner Meetings and continue to enhance communication efforts with targeted outreach to Contract Cities in need of more in-depth discussion and understanding of contract rate cost structures. In addition, RSO should continue to enhance those service delivery options available to help Contract Cities better balance scope and level of service with the costs thereof.

Observation and Analysis

RSO has an established practice of meeting with Contract Cities on a quarterly basis to cover a variety of topics, including updates on coming year cost increases as well as major projects such as RMS or PSEC. RSO should consider augmenting this quarterly cadence with further targeted outreach to those Contract Cities where more in-depth understanding of cost structures, cost forecasts, and service delivery options is needed to maintain a constructive provide-client relationship. This builds upon the current practice of offering targeted “roadshows” as was provided to 13 of 17 cities since 2013.



Historically RSO has provided conservative forecasts of contract rate cost increase, often projecting more than actual costs were retrospectively in 6 of 8 years. RSO should continue to work with Contract Cities to educate them on the forecasting process and explore longer-range forecasting horizons, as new labor MOUs are completed or major initiatives are planned. Lastly, due to current year and projected future increases in the rate, RSO should expand the discussion of service delivery alternatives with Contract Cities Partners to identify those entities willing to expand the scale and validation of alternatives such as:

- **Expanded Use of CSOs:** Many Contract Cities expressed the desire to explore expanded scope of utilization for CSO positions, to include high-visibility patrol and engagement, enhanced non-emergency call response and follow-up.
- **Expanded Use of TRU:** Many Contract Cities expressed the desire to explore expanded scope of utilization for TRU positions, to include enhanced non-emergency call response and follow-up as well as appointment-based responses.

Anticipated Impact

Enhanced communications and service delivery approaches can serve to aid RSO in enhancing current levels of customer satisfaction with Contract City Partners. In addition, service delivery alternatives may assist RSO and the Contract Cities in better balancing scope and level of services with the current cost thereof.

RSO-14	Propose a resolution for “baseline” and “general overhead” components			
	Savings	2	Efficiency	1
			Effectiveness	2

Overview

RSO should initiate a discussion with the Board of Supervisors aimed at developing a proposed resolution that establishes a common understanding of “Baseline” services, “General Overhead” functions, and “Grant-Funded” and “Dedicated” positions that may or may not be included in future contract law enforcement rate discussions. An activity analysis of any services or functions under discussion should also be undertaken to better understand for what purpose costs are consumed as resources and assets are deployed.

Observation and Analysis

The following table describes those services that RSO currently considers “Baseline” services and “General Overhead” functions based on the cost components included in the Legend process. Before a Board resolution contemplated in Government Code 51350 is developed, RSO and the Board of Supervisors should have a discussion to understand both the operational and fiscal impacts of changing the current definition of the services and functions below.

Baseline Services*	<p>Special Enforcement: Includes Aviation, Special Weapons & Tactics (SWAT), Hazardous Device Team (HDT), Riverside Off-Road Vehicle Enforcement (ROVE), Crisis Negotiations Team (CNT), Felony Warrant Enforcement Team (FWET) units.</p> <p>Special Investigations: Includes components of Riverside Auto-Interdiction Detail (RAID), Computer & Technology Crime/High-Tech (CATCH), Anti-Human Trafficking Task Force units.</p> <p>Other Special Units: Sheriff's Emergency Response Team (SERT), including Mutual Aid Coordination for Search & Rescue and Disaster Recovery, Gang Task Forces, and Sexual Assault Felony Enforcement team units.</p> <p>Forensic Services: Includes Forensics East & West crime scene processing units.</p> <p>Crime Analysis: Includes central Crime Analysis Unit and any station-based Crime Analysts.</p>
	<p>Sheriff's Administration: Includes the Sheriff, Undersheriff, Assistant Sheriffs, and Chief Deputy Sheriffs, along with Media Information Bureau operations, the Professional Standards Bureau Captain, and the Station Captains for 9 stations (Moreno Valley is a 90% “dedicated” position).</p> <p>Training Programs: Includes the Ben Clark Training Center non-range qualification staff as well as the Deputy Sheriff salary costs for the 24-week Basic Academy duration.</p> <p>Dispatch Center: Includes the Dispatch Captain and Telephone Reporting Unit (TRU).</p>

** Many Baseline services are both County and State/Federal grant funded, including portions of RAID, CATCH, GTFs, and other SIB and SEB resources.*

While there is no consistent definition of “Baseline” or “General Overhead” across the State of California, several Counties have adopted such resolutions to clarify the fiscal responsibilities of the County against those of the Contract Cities.

Anticipated Impact

A clearer understanding of “Baseline” services and “General Overhead” functions will service to assist RSO in operational clarity as well as provide the Board with better understanding of fiscal impact. All potential paths of action must still allow for the Sheriff to exercise those duties mandated by the State of California Constitution and in his role as Operational Area Mutual Aid Coordinator.

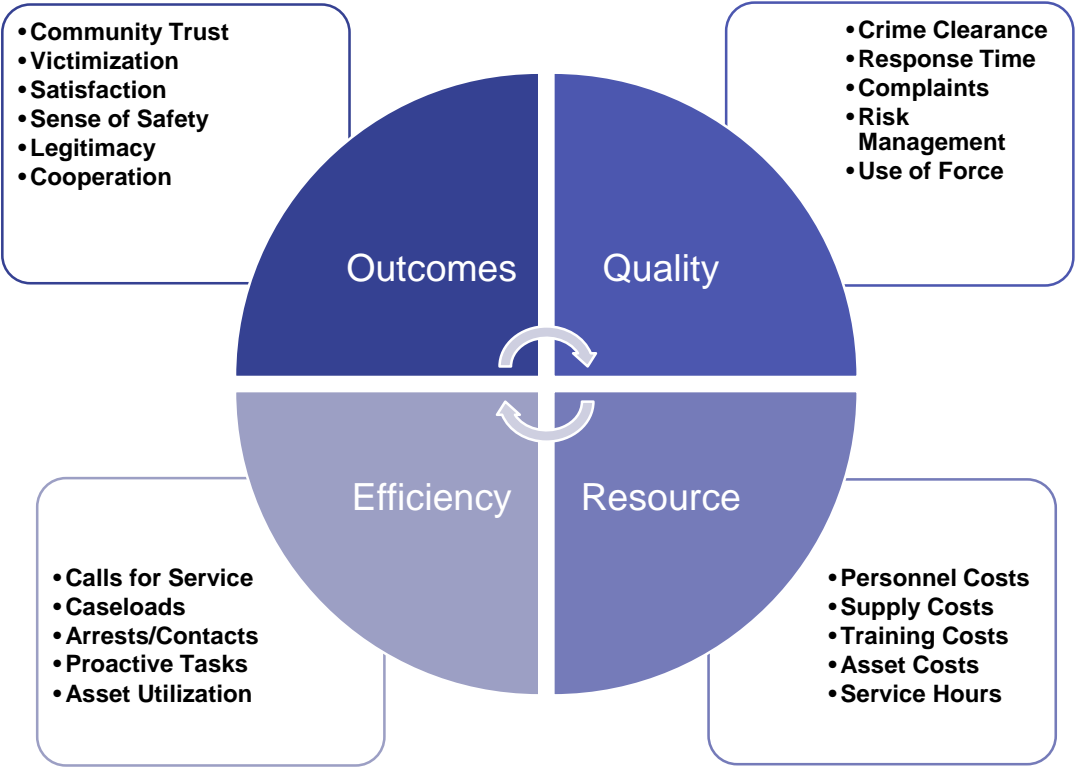
RSO-15	Establish a common contract performance reporting framework			
	Savings	3	Efficiency	1
			Effectiveness	1

Overview

Establish a common framework for performance report cards with key indicators to provide Contract City Partners with a broader appreciation of local station and contract performance. While RSO will always have its own measures of performance, impact, and risk mitigation, a balanced scorecard that also reflects those local Contract City success measures can also demonstrate how RSO has met their specific needs in terms of outcomes, quality, efficiency, and resources.

Observation and Analysis

Currently Contract Cities do not have a consistent mechanism or framework to define and measure the levels of performance of RSO outside citizen complaints, crime trends, and call response times. While some cities perform annual satisfaction surveys on a broader level, results of such efforts are rarely of benefit to management decision-making. A possible framework for balanced performance reporting is depicted below, and is a product of joint research between members of the Major Cities Chiefs Association and KPMG.



Anticipated Impact

A more consistent framework for monitoring and demonstrating performance on a contract level can enhance the level of understanding that Contract Cities Partners have with respect to operational and fiscal pressures faced by RSO. In addition, an annual performance discussion can assist RSO in working with Contract Cities to develop joint goals and leverage resources of both RSO and Contract Cities to help mitigate issues or problems in the community that may arise.

RSO-16	Explore alternatives to existing liability cost allocation model					
	Savings	2	Efficiency	3	Effectiveness	1

Overview

RSO should work with RC-HR explore possible alternatives to the mechanism of distributing liability cost to contract cities. While the Legend process allocates into the contract law enforcement rate an approximate 60% average of the overall RSO departmental liability premium amount annually since FY07/08, the amounts of liability incurred within individual cities over a similar period do not follow the pro-rata allocation afforded by the existing Legend contract rate calculation.

Observation and Analysis

Based on RC-HR data on claims paid by contract city from FY05/06 to FY15/16 of \$55.5 million, some contract cities experienced variances of over 5.0% when comparing proportion of claims paid to proportion of Patrol Officers under contract with RSO. Other cities had experienced a higher degree of claim amounts incurred over and above the pro-rata share of Patrol Officers, while one city experienced the opposite effect whereby claim amounts incurred were significantly less. While this reflects the benefits of pooling liability risks across multiple cities, RSO should consider working with RC-HR to explore alternatives that may reflect trends beyond normal pooling of risks that occur evenly across cities and take into account the average actual experience around claims payment or occurrences over a trailing period, such as 3-years.

RSO should also review the current practice of utilizing the trailing year of actual liability insurance premiums when loading Class 2 costs into the Legend rate model. For example, in the FY14/15 Legend rate calculation that is currently being charged to contract cities for patrol hours in FY15/16, the FY13/14 actual liability premium is the amount being recovered in the Legend rate. Once FY15/16 rates are approved by the Board typically in April/May of a given year, contract cities will then be billed retroactively for the actual liability premium amount for FY14/15. While this practice has been in place consistently for the past many years, it does result in a lag effect for RSOs recovery of premiums. This delay grows in importance as recent years FY14/15 and FY15/16 have seen rapid liability insurance premium escalations of 35.9% and 38.7% respectively.

Anticipated Impact

Use of a liability premium cost allocation mechanism that may be more reflective of actual claims experience and utilizes reasonable current year projections may assist the County in better recovering the costs of liability associated with contract law enforcement operations. Other surrounding counties utilize actuarially determined rates of contribution for each city in order to reflect the appropriate levels of random vs non-random risks across the pool of insured entities.

RSO-17	Perform an activity analysis to confirm “unsupported” rate allocations			
	Savings	2	Efficiency	3
			Effectiveness	3

Overview

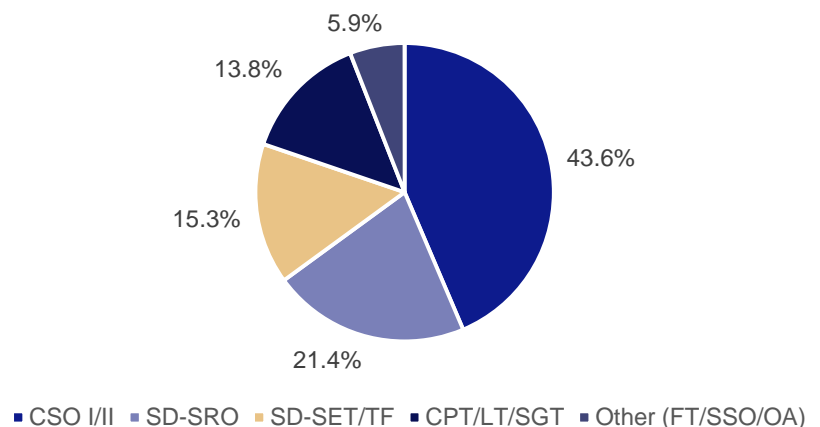
RSO should perform an activity analysis to review and confirm the overhead amounts allocated as part of “unsupported” positions. While certainly not as support intensive as “supported” Patrol Deputy positions deployed across contract cities, such “unsupported” positions may still consume overhead services such as Sworn Support, Classified Support, Dispatch, and require other functions such as those provided by Information Services, Technical Services, and the Training Center.

Observation and Analysis

Positions that are “unsupported” are allocated a portion of the overhead associated with a “supported” position, as “unsupported” positions are expected to perform more targeted duties related to Task Forces, School Resource Officers, or Special Enforcement Teams assignments. As depicted in the chart below, The table below includes the “unsupported” overhead based on 1,787 “productive” hours in FY15/16 per the Legend process.

Component	“Unsupported” Deputy	“Unsupported” CSO
Salary, Benefits, Other Comp	\$73.46	\$47.89
Supplies & Services	\$5.51	\$5.42
Administration	\$0.66	\$0.72
Personnel & Recruitment	\$0.51	\$0.44
Accounting & Finance	\$0.44	\$0.51
Countywide Costs	\$0.72	\$0.66
Total Costs per Hour	\$81.30	\$55.65

FY14/15 Legend Unsupported FTEs (Excluding Admin Positions)



From an Indirect Support perspective, nearly \$15.14 more cost per hour is allocated to a “supported” position to provide support from Central Dispatch (\$10.67), Field Training (\$1.30), Information Services (\$1.21), Technical Services (\$0.95), Training Center (\$0.64), and Contracts & Grants (\$0.38). From a Direct Support perspective, a “supported” position is allocated additional costs to reflect Sworn Supervision and Investigative Services (\$38.35) and Classified Support (\$10.21) for station-based administrative assistance.

Anticipated Impact

An activity analysis of “unsupported” positions may help RSO to identify further areas of potential overhead allocations to reflect the levels of resources consumed as they may differ from “supported” positions to a significant degree. Such information can be helpful to the RSO's discussion with the Board of Supervisors regarding a joint understanding of “General Overhead” and other “Baseline” services provided as part of both “supported” and “unsupported” position types.

Probation Department

Detailed services, recommendations, and commendations

Agency Overview

Probation Department Vision

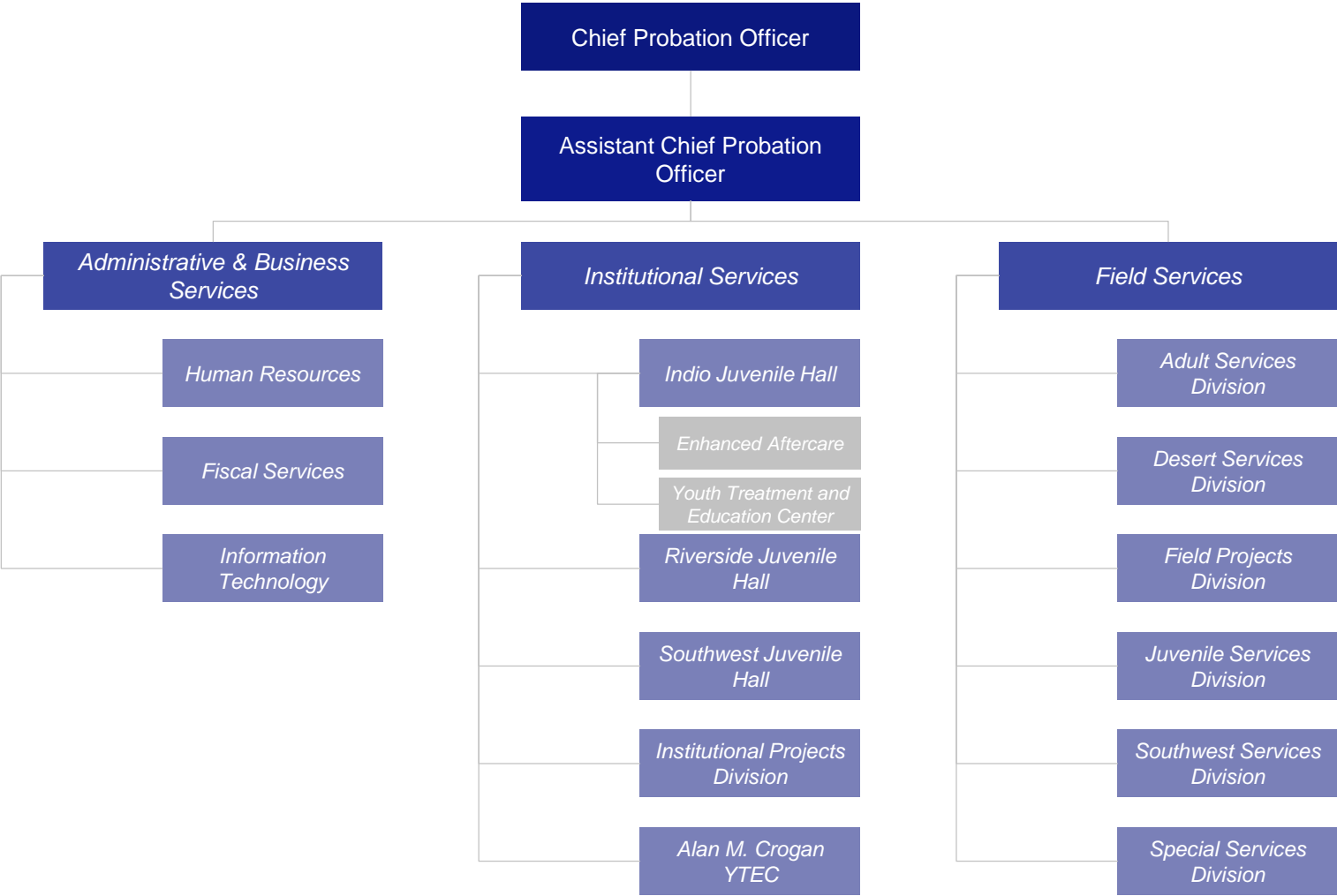
Provide the residents of Riverside County with quality public safety services and an environment that is conducive to a safe, healthy, and productive lifestyle.

The Probation Department serves to protect the community, work with Courts, and change lives of offenders who find themselves a part of the criminal justice system. The Department comprises of Field Services, Institutional Services, and Administrative and Business Services. The Chief Probation Officer is an appointed position, and Chief Mark Hake assumed this role in 2012.

Recent legislation has impacted the operations of the Probation Department, namely the Public Safety Realignment Act (Assembly Bill 109, or “AB109”). Beginning in October 2011, AB109 transferred the responsibility of supervision for certain lower-level parolees from the California Department of Corrections to the county-level Probation Departments. Additionally, Senate Bill 678 (SB678), passed in October 2009, reinforces Probation’s focus on evidence-based practices aimed to reduce recidivism.

Organization

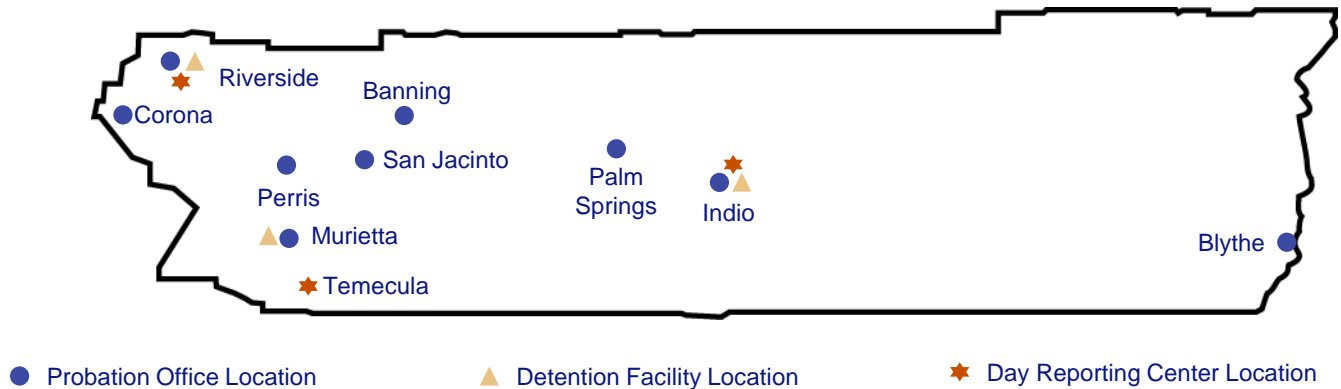
Riverside County Probation has three main branches of services, as shown below, and as of January 31, 2016 employed 971 employees across these branches.



Organization (continued)

Probation operates a number of administrative offices as well as service-driven offices and facilities for adult and juvenile offenders across the County, creating an immediate geographic challenge for the Department. The office and services locations for offenders to make required contacts are described in more detail below:

- **Probation Office:** While also supporting field, management, and administrative personnel, these office locations have meeting rooms where probationers can make physical contact with their Probation Officer and discuss their case plan, receive referrals to services, and receive any supplies (e.g., bus passes, clothing, hygiene kits) for which they may be eligible.
- **Check-in Kiosk:** Kiosks are available across the county and are located within various probation offices. Kiosks provide an opportunity for offenders to meet their check-in requirements within an informal timeframe, without requiring an investment of time by the Probation Officer to gather the same critical client information.
- **Detention Facility:** Detention facilities are the office locations for institutions staff and also house male and female youth who are detained pending their court hearing, awaiting delivery to an alternate program or facility, or serving a defined amount of custody time. Facilities provide a variety of services and programming, particularly the Youth Treatment and Education Center (YTEC) facilities. More information on services provided within the facilities can be found in Appendix I.
- **Day Reporting Center:** The Day Reporting Center (DRC) is a physical location in which multiple agencies come together to provide services to AB109 offenders in an effort to reduce recidivism. Not only are behavioral and mental health services provided, but clients can also take courses to earn their GED or learn job skills.



Services and Workload

Probation, at its core, provides three key services: intake and investigation, community supervision, and detention. These services are provided through field services and institution services, with the support of additional programs and services to help ensure the success of supervision and detention activities.

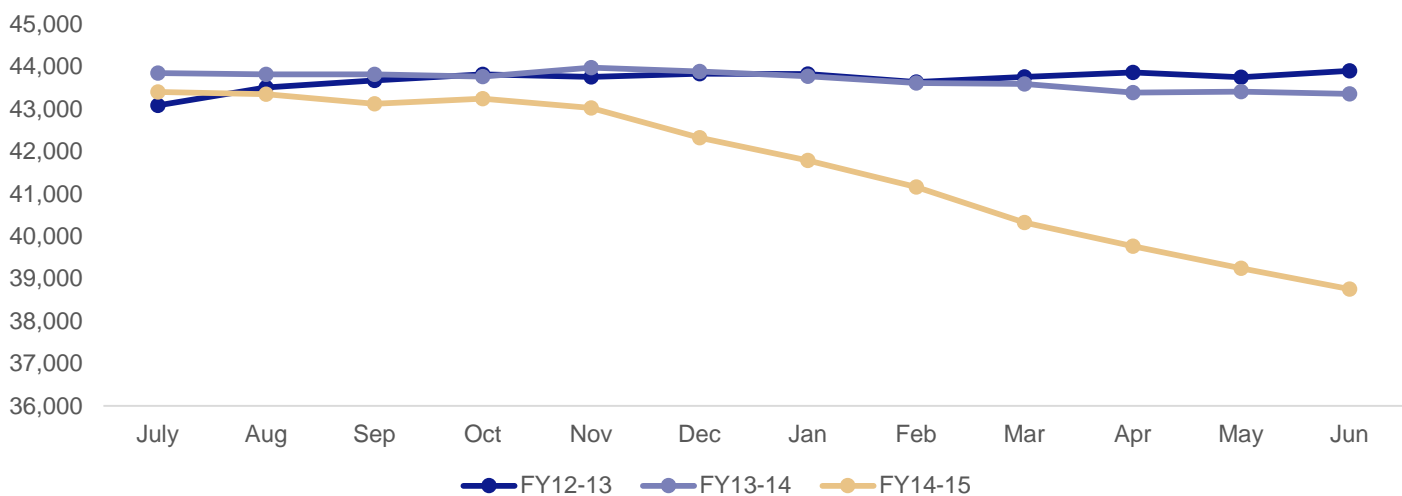
Field Services

Field Services provides pretrial services, including investigations and probation recommendations for offenders, special task force support, supervision for juvenile and adult offenders, and plans and executes evidence-based practices (EBP) for its Day Reporting Center and other probationer programming. For a complete list of services, please refer to Appendix I.

Probation utilizes a variety of tools to assess risk and other considerations pertaining to multiple offender populations. The most frequently utilized tools are as follows:

- **COMPAS:** The Correctional Offender Management Profiling for Alternative Sanctions tool is an objective risk and assessment tool that helps probation determine the best placement, supervision, and case management of offenders. Based on a series of questions about an offender's family, substance abuse, criminal, social, and educational background, the tool helps determine an overall risk level and criminogenic needs profile (4,658 assessments in FY14-15).
- **CSLR:** A Case Supervision Level Review assessment is conducted to determine if an offender is still at an appropriate risk level for case management purposes. This tool is primarily used to evaluate opportunities to reduce higher-risk offenders to lower levels of risk based on positive outcomes in case management (4,580 assessments in FY14-15).
- **LSI-R Proxy Assessment:** This tool is a quantitative measure of offender attributes and their situations relevant to level of supervision and treatment decisions. It is primarily designed for those 16 years and older and its objective is to predict parole outcomes, success in correctional halfway houses, institutional misconducts, and recidivism (4,191 assessments in FY14-15).
- **VPRAI:** The Virginia Pretrial Risk Assessment Instrument is a tool to be used after arrest and presented to the Court at first appearance, and examines a defendant's current charges, pending charges, criminal history, residence, employment, primary caregiver, and history of drug abuse. It evaluates the likelihood that an offender will fail to appear (FTA) at a future court hearing. VPRAI was first utilized in FY12-13 and use has been increasing over the past three fiscal years as Probation builds capacity in its Pretrial Services program (5,232 assessments in FY14-15).
- **Wisconsin Delinquency Risk Assessment:** This assessment measures the risk of recidivism in juveniles and particularly their suitability for community supervision. It contains the ten factors determined to be most statistically significant in determining suitability and risk of recidivism (1,163 assessments in FY14-15).

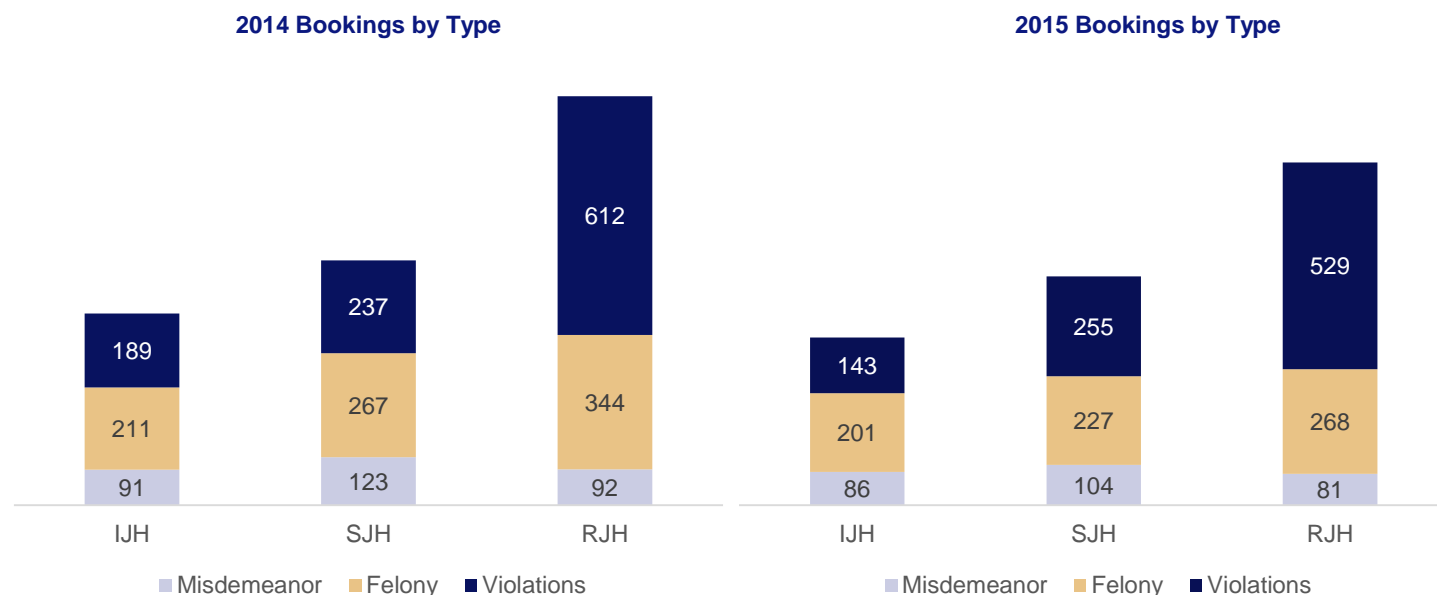
Field Services supervision is based on the total cases received by the department from the overall criminal justice system and is depicted below for the past three fiscal years.



The total number of cases remained relatively consistent in FY12-13 to FY13-14, but decreased significantly in the last six months of FY14-15. This may be due to increased usage and effectiveness of evidence-based practices, and may indicate that offenders are not re-entering the criminal justice system as frequently as they have in the past.

Institutional Services

Institutional Services operates three juvenile detention facilities and will operate the Alan M. Crogan Youth Treatment and Education Center (AMC-YTEC) facility when construction is complete. The number of bookings by current facility (Indio Juvenile Hall (IJH), Southwest Juvenile Hall (SJH) and Riverside Juvenile Hall (RJH) is shown below.



Although no specific trends are identified based on type of booking from 2014 to 2015, total booking numbers for all facilities decreased across all three facilities.

The average daily population (ADP) for each facility is shown below.

Facility	2015 ADP	2014 ADP
IJH	30	26
RJH	56	64
SJH	54	51
Indio YTEC	30	36
Riverside YTEC	24	23

Commendations

The Riverside County Probation Department is known for its innovative approach to incorporating evidence-based practices (EBP) into its daily operations and its efforts to challenge the status quo. Considering recent legislative changes, Probation has adapted quickly to new and increasing probation populations. Among other commendations, the Probation Department should be applauded for the following:

- Consistently coming in under-budget at a department level
- Budgeting at a division level, above and beyond the County budgeting requirements
- Serving as leaders for the criminal justice community as the CCPEC chairperson
- Preparing and managing performance against a Strategic Plan
- Conducting a caseload and staffing study to right-size caseloads to help ensure proper level of support and realistic expectations of probation officers
- Utilizing early intervention and comprehension programs, such as Wrap Around and Youth Accountability Teams
- Collaborating with partner law enforcement and criminal justice agencies on specialized teams and task forces (Gang Task Force, Narcotics Task Force, Sexual Assault Felony Enforcement, Probation Accountability and Compliance Team)
- Operating two Day Reporting Centers with two additional in plans to open and operate
- Working with CA Forward on the Justice System Change Initiative, as one of only three California counties to do so
- Utilizing a management reporting dashboard for Adult Services and Institutional Services, for which Institutional Services received a CSAC award
- Receiving competitive grant funding under SB81/round 1 – Construction of Youthful Offender Rehabilitation Facilities to build the Alan M. Crogan Youth Treatment and Education Center and SB81/round 2 to enhance Indio Juvenile Hall facilities
- Implementing a kiosk check-in and reporting tool across the county and receiving a CSAC award
- Implementing a Canine Support Team within juvenile halls, for which Institutional Services received a CSAC award
- Proactively planning an audit related to its AB109 Public Safety Realignment practices and performance
- Implementing the Transition and Re-Entry Unit within jails to develop case plans for inmates prior to release and help ensure a supported transition back into society
- Took over operation of the Pretrial Services Program from the Superior Court in 2012

Recommendations

Recommendations for the Probation Department were evaluated across the same five dimensions as the other agencies. As previously indicated, the Probation Department should be commended for its innovative approach to offender supervision and programming and its goal to seek continual improvement and innovation. Many recommendations for Probation pertain to areas that are considered strengths, and should be viewed as encouragement to continue along the same path they are already on.

Each recommendation that follows is accompanied by the projected financial, efficiency, risk, and control impact. The purpose of this classification is to help ensure a prioritized and expeditious path toward implementation.

PR-1	Continue to enhance internal management reporting			
	Savings	3	Efficiency	2
			Effectiveness	2

Overview

Probation should continue to refine the existing dashboards available for Field Services and Institutional Services to help ensure the most relevant information is reported to both division management as well as executive management. The Department should work to identify an applicable internal reporting template for the Administrative Services Division. For templates that do exist, the Department may want to consider identifying opportunities to report upon qualitative factors, such as risks or challenges, that will support budget and workload information also presented.

Additionally, the department should review its reporting requirements to ensure that all required information is reported and collected upon for grant funding purposes. The Department should ensure that all reporting requirements are met so as to avoid loss of funding streams. Enhancing reporting outputs for grant requirements and including this information in an internal management reporting dashboard may help the Department identify and prioritize other areas in which it should pursue grant funding.

Observation and Analysis

Both Field Services and Institutional Services utilize reporting dashboards to report information to division management. Within Institutional Services, a detailed reporting dashboard is available to show holistic institutional statistics as well as information by individual offender, such as:

- Daily population by facility
- Breakdown of population by male/female
- Number and type of incidents by facility
- Probationer demographic information, including gang affiliation

Observation and Analysis (continued)

Field Services indicated that it was in the initial development stages of its management reporting dashboard at the beginning of this review and continued to make modifications through the duration of the review. A sample of the metrics evaluated and reported upon for Field Services includes:

Metric	Audience
Number of goals assigned/achieved and resulting downgrades	<ul style="list-style-type: none"> Adult Felony Offenders
Number of bus passes, meal packs, hygiene packs, and clothing packs provided by Deputy Probation Officer	<ul style="list-style-type: none"> Adult Felony Offenders Drug Court Offenders
Number of referrals to re-entry or transitional housing by Deputy Probation Officer	<ul style="list-style-type: none"> Adult Felony Offenders Drug Court Offenders
Drug tests administered, positive or negative results	<ul style="list-style-type: none"> Drug Court Offenders
Number of violations, including violations committed, number of intermediate sanctions, total law violations, total violations of probation	<ul style="list-style-type: none"> Adult Felony Offenders Drug Court Offenders
Number of face-to-face contacts, specified by type (client residence, non-residence, office visit, jail visit)	<ul style="list-style-type: none"> Adult Felony Offenders Juvenile Offenders
Average contact time	<ul style="list-style-type: none"> Adult Felony Offenders Juvenile Offenders
Intake indicators (by type of assessment, type of case)	<ul style="list-style-type: none"> Adult Felony Offenders Juvenile Offenders
Appearance rate	<ul style="list-style-type: none"> Adult Felony Offenders Juvenile Offenders

At each management meeting, a different division reports to the management team about their division, using a briefing sheet. There may be opportunities to streamline or improve consistency of the briefing sheets across divisions to help ensure all relevant information is provided. Additionally, Administrative Services provides each division with their budget update on a monthly basis, and reports the budget by unit to the executive team.

Overall recidivism rates are not included in management reports, although successful and unsuccessful rates for AB109 offenders are reported. The Department is in the process of completing an Adult Synopsis Report and developing a Juvenile Synopsis Report. Among other statistical data, each report will include recidivism rates for adult and juvenile offenders.

Anticipated Impact

Further refinement and modification of Probation's existing management reporting dashboards will continue to help support management decisions and the Department's quest to challenge the status quo and make changes to activities and programs that may not be performing as they should. The addition of qualitative and quantitative (specifically financial) metrics will help management easily identify where more resources are needed and where support is required.

PR-2	Expand measurement and evaluation of supervision and programming efforts					
	Savings	3	Efficiency	3	Effectiveness	2

Overview

Probation should continue with its plan to conduct a review of AB109 Realignment programs, supervision, training, and referrals to help evaluate overall performance and identify areas to enhance or modify existing activities. Through this review, the Department will be able to identify where it can incorporate areas of focus and overall results in management reporting, as detailed in recommendation PR-1.

With results from this recommendation, the Department can utilize results from programming measurement to support further funding of programs focused on early intervention, substance use and abuse, and mental illness. This study should assess not only the measurement of results of such programs but also a review of the quality of programming available. The Department should consider evaluating all EBP programs as opposed to limiting its review to those available to the AB109 population.

Observation and Analysis

As indicated in recommendation PR-1, both Field Services and Institutional Services track metrics related to programming or services provided to probationers in their respective programs. In February 2016, Field Services indicated it was planning to work with an objective third party to review the following aspects of its AB109 services:

- Organizational staffing and alignment
- Staff training and development
- Contractual agreements with service providers
- Supervision practices (assessment, case plan, caseload management)
- Service provision/referrals (housing, food/hygiene kits, clothing orders, transportation passes, provider fairs)
- Special programs (Day Reporting Center, Helping Individuals Realize Employment, Courage to Change)

Overall, the Department is seeking to evaluate whether its programming is effective and whether it is resulting in improved outcomes (e.g., reduced recidivism) for the AB109 population. The Department should be applauded for its effort to measure programs for this population.

In addition to measurement of AB109 programs and practices, the Department should apply a similar practice and evaluation to the programming for its other populations (e.g., juvenile, non-AB109 adult). This may help the Department identify which programs are most successful and which of those should be modified.

Anticipated Impact

The overall measurement of programming will help the Department focus its investment and operational efforts to provide the most effective services overall. It will help identify changes that might be required for similar programs across distinct population. Providing effective programming ultimately serves to reduce recidivism, therefore reducing the financial impact to the criminal justice system.

PR-3	Make protocol decision regarding officer activity scheduling					
	Savings	3	Efficiency	2	Effectiveness	2

Overview

The Department should consider conducting a work observation study to determine the amount of time spent by probation officers conducting administrative work related to client visits; driving between sites; visiting with clients; conducting office visits; and conducting other required activities. As a part of the work observation study, the Department should also conduct a review of related policies and determine whether updates are required to help ensure that policies and procedures are up-to-date and will support safe, efficient, and effective visits for officers.

Observation and Analysis

Probation policy 607, *Field Contact Planning and Safety*, defines the procedures for probation officers to plan and conduct visits with clients on their caseload. The policy recommends consideration of client background and physical safety and location information and also requires that the officer provide an agenda to the base station.

Based on observation during the course of this review, the team observed the field contact planning process. Probation officers indicated that they use free online route planners to plan the best route for visits among multiple addresses, allowing for the most efficient travel between multiple contacts. The probation officers also sent and received electronic approval of the planned agenda.

Policy dictates that staff should identify “the need for back-up, including other deputy probation officers, a supervisor or the police.” This portion of the policy is ambiguous and could lead to ineffective time management if officers are attending low-risk probationer contacts with a partner when safety concerns are not present.

Contact time can vary significantly by officer, county geography, caseload, offender risk level, and other factors. Officers with a caseload of medium risk felony adult offenders estimated they spend between 8 and 16 hours making residential contacts with their clients on a weekly basis. If none of these clients require a backup for safety purposes, the cost associated with residential contacts on a monthly basis is as follows:

Monthly Hours		Average Hourly Pay	Total Cost	
Low	High	Deputy Probation Officer I-II	Low	High
32	64	\$27.67	\$885.49	\$1,770.99

However, if a probation officer individually makes the decision to visit clients with a partner, the cost associated with the same number of client contacts over the same number of hours will double, inflating the overall cost of the activity and reducing the time the backup officer could be spending conducting additional contacts, referring clients for further services, completing training, or conducting other proactive activities.

Field Services has identified the need to determine how frequently officers are conducting visits with partners, and for what reason. Beginning in February 2016, the division implemented a tracking mechanism to determine the circumstances in which partners were addressing caseloads. The outcomes should be closely monitored and a protocol developed based on results observed.

Anticipated Impact

A more detailed policy related to officer activity scheduling and the use of a backup officer will help increase efficiency and reduce potential duplication of efforts. Hours that may be currently duplicated could be redeployed to other case management activities and could help support a reduction in technical violations and other recommendations made within this report and the CA Forward report.

PR-4	Continue to enhance Transitional Re-Entry Unit services					
	Savings	3	Efficiency	1	Effectiveness	2

Overview

Probation should continue to further study and define the re-entry process utilizing resources from the Transitional Re-Entry Unit (TRU), particularly to identify areas where information sharing between the Sheriff and Probation could be improved to help ensure that all offenders under Mandatory Supervision are released with a Probation Officer present to help initiate an environment of openness and collaboration. Additionally, the Department should conduct a review to determine the correlation between offenders who are not helped by TRU between release and next interaction with law enforcement (e.g., probation violation versus new crime) and identify opportunities to expand the TRU unit to other inmates who will be released to probation.

Observation and Analysis

The TRU is a new unit within the Field Projects Division of Field Services and is currently staffed by seven probation officers in four of the five jails; the Blythe jail does not have a designated probation officer but Indio officers will occasionally rotate to Blythe. The unit's services vary by jail because of the varied programming within Riverside's jails, but the objective remains the same: to reduce overall recidivism and violations incurred due to probationers failing to check in with an officer immediately after their release from jail.

In the TRU program, probation officers work with inmates while still in custody, administering the COMPAS assessment and developing a case plan before the probationer is released. 30 days prior to release, the probation officer stationed in the jail will liaise with a field probation officer to transfer case knowledge as the inmate prepares for release. Field Services locations informally track Mandatory Supervision (MS) inmates' release dates and the assigned probation officer plans to be at the jail when the inmate is released.

The Mental Health Issues Implementation Task Force reports that additional measures should be taken to help ensure that inmates with mental health issues receive the appropriate support needed as they reenter into society. The Task Force notes that three elements are key in preparing for a successful re-entry:

- Preparation for release (i.e., creation of a discharge plan)
- Implementation of the discharge plan (including community and family support components)
- Housing upon release

Anticipated Impact

An expanded TRU program will help ensure that inmates released from jail will be less likely to re-offend due to a failure to appear to meet their probation officer immediately post-release. This program will be particularly beneficial if able to be applied to inmates who are Fed-kicked, who may not be expecting a release and do not have the family or other support network available upon their release.

In the longer term, the TRU program has the potential to positively impact the entire system through an improvement in recidivism rates and a reduction in jail bed usage. Reduced recidivism means a reduced cost across the system due to the fact that the offender would not be utilizing resources from a variety of agencies – Probation, Public Defender, District Attorney, Sheriff, Courts, Mental Health, and other criminal justice stakeholders.

PR-5	Conduct review of overtime usage within Institution Services to determine shift pattern effectiveness					
	Savings	3	Efficiency	3	Effectiveness	3

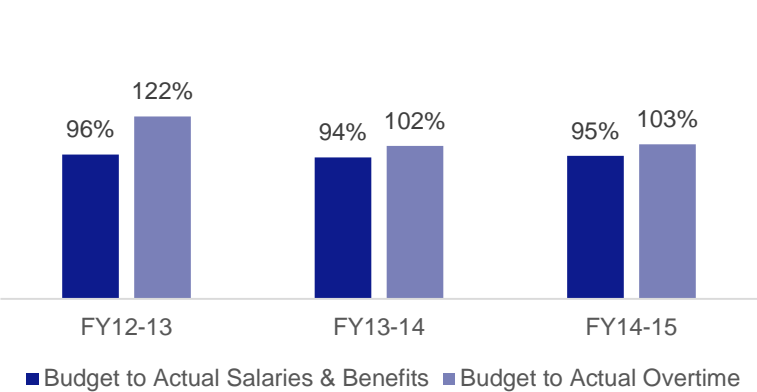
Overview

Review the current overtime and staffing levels for personnel in the Institutional Services division to evaluate effectiveness of recent shift pattern change to a three eight-hour, one sixteen-hour shift schedule in the juvenile halls. Compare overtime usage to level of staffing over prior years and determine whether staffing is sufficient to achieve State-mandated minimum staffing requirements for juvenile supervision at all times. Develop projections for changes in juvenile populations at each facility based on planned YTEC facility opening and assess anticipated impact on staffing.

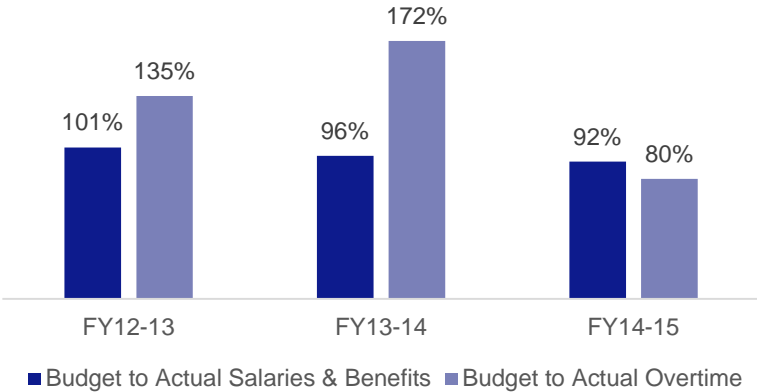
Observation and Analysis

Probation has cited its rigorous background check process as a reason it is difficult to fill vacant positions, and such vacant positions plus the number of staff on short- or long-term leaves of absence, have impacted the use of overtime in previous years. Overall, the County Auditor and Controller’s Office reported a 25% reduction in overtime usage by Probation from FY13-14 to FY14-15. The majority of the overtime budget (89%) is incurred in the institutions. Actual spending as a percent of budgeted figures for salaries/benefits and overtime are shown below by institution for the last three years.

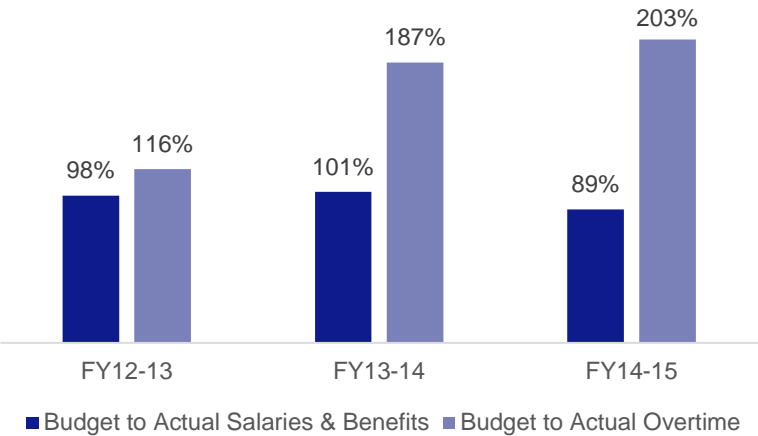
Southwest Juvenile Hall



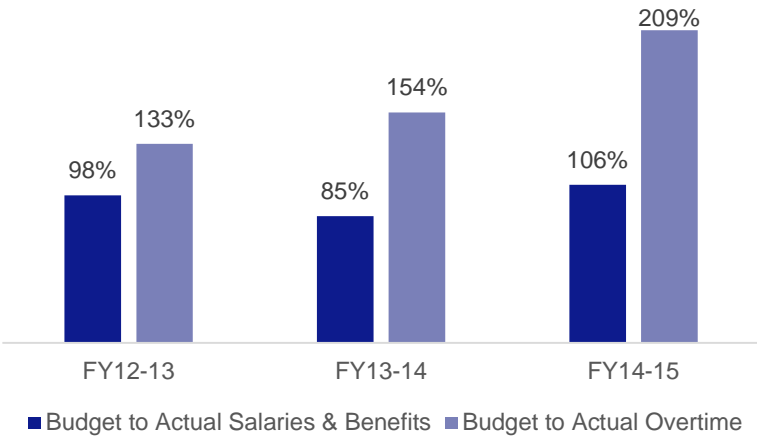
Riverside Juvenile Hall



Indio Juvenile Hall



Youth Treatment and Education Centers



Observation and Analysis (continued)

The charts on the previous page indicate a decreased dependence on overtime at Riverside Juvenile Hall, whereas the other facilities indicate a growing dependence on overtime, particularly at the Indio Juvenile Hall. During interviews with personnel from Indio Juvenile Hall, it was indicated that finding candidates for their roles is even more difficult due to their location.

The Department's FY15-16 Service and Business Plan includes a goal for Institution Services that supports this recommendation:

Objective: Remain at or below budget considering high vacancy rates, annual training requirements, leave balance usage, as well as additional time away from work, such as FMLA, Workers' Compensation, etc.

Performance Outcome: By the end of FY15-16, each institution's expenditures will be at or below budget allocations.

Action Plan:

- Continue to review staffing schedules and revise to maximize staff utilization
- Create and implement an online training module to assist staff with accurate timesheet completion
- Evaluate the alternate work schedule pilot project for effectiveness in reducing overtime and sick leave usage.

Anticipated Impact

A review of shift patterns may identify opportunities to change shifts and reduce dependence on overtime at the other juvenile halls. However, it is highly unlikely to ever completely reduce overtime at a 24/7 facility, particularly a facility which requires not only services from probation but from other providers as well, such as medical and mental health. With that said, the reported 25% reduction in overtime usage achieved annual savings of \$527,765. A review of overtime usage and corresponding shift in schedules would help Institutional Services continue to meet their Service and Business Plan overtime goal.

PR-6	Enhance case management system information capture and reporting capabilities					
	Savings	2	Efficiency	2	Effectiveness	2

Overview

The Probation Department has made a decision to update its existing mainframe case management system, the Juvenile and Adult Management System (JAMS), to better meet the expanding measurement and operational needs of the Department. As it is moving forward with the JAMS update, the Probation Department should develop a plan to help ensure it has the right staffing, skills, and succession plans in place to make the modifications required and to service the system in the future.

As the Department moves forward with the JAMS update, it should be sure to follow a structured System Development Life Cycle (SDLC), focusing on business requirements gathering from all business groups and being certain to gather for data and reporting needs as well as the need for flexibility as legislation can impact Probation's operations significantly. For further detail on the SDLC, see the graphic within recommendation DA-6. The overall updates should support the broader County goal of increased transparency and access to information.

Observation and Analysis

Interviews conducted during the review process revealed that users of JAMS felt that it provided inadequate data capture and reporting capabilities. Multiple personnel reported difficulty extracting information needed to meet reporting needs for either ad hoc/information management or grant reporting requirements. Although the Probation Department was able to meet multiple and varied requests for information, these requests may have required the writing of new code to develop the reports.

Through the identified plan to review AB109 practices, Field Services personnel indicated that shadow Excel databases/reports are maintained in certain cases where it is deemed to be easier to create reports outside of JAMS. However, this creates several potential issues:

- Inaccurate, manually entered data
- Duplicate data being entered in both JAMS and a manual spreadsheet
- Outdated information in reports
- Additional time spent to create reports manually

Because the current system is mainframe and was designed in-house, the staff are uniquely capable to provide updates and fixes to the system as needed; it requires 5-6 hours weekly to shut-down and conduct a backup. As the Department moves forward with a JAMS update, it must be sure to develop an inventory of skills required to maintain the system along with both staffing and training plans. These plans will help feed into an overall succession plan to manage the plan to transfer knowledge if and when resources with system-specific expertise are no longer in their current roles.

Anticipated Impact

Enhancing Probation's case management system capabilities either through a system update or replacement will allow the Department to:

- Reduce inefficiencies related to potentially duplicate and manual data entry
- Reduce the risk of reporting on potentially inaccurate data
- Reduce the risk of losing institutional knowledge of the current JAMS system through attrition

PR-7	Revise departmental policies for personnel schedules					
	Savings	3	Efficiency	3	Effectiveness	3

Overview

Probation should undertake a review of its policy defining schedules available for and utilized by its various divisions. As a part of this review, the Department should work with County HR and consider requirements established by collective bargaining agencies so as to not make modifications that will not be supported by current agreements. Through the review of the policy, the Department may also want to consider identifying opportunities to utilize different shift or schedule patterns within divisions as applicable to determine whether schedules are utilized in the optimal manner.

Observation and Analysis

The Probation Department currently allows for the following schedule options under the Fair Labor Standards Act (FLSA):

- **10/80:** This is a standard eight hour work schedule which consists of a work period with one hour lunch and work breaks over 10 days in the County pay period.
- **9/80:** This work schedule consists of eight 9-hour days, one 8-hour day and one additional day off during the County pay period.
- **4/10:** The work period consists of two 40-hour work weeks; unless specifically approved, the four work days will be contiguous, with the three days off falling on the same days in each work week.

Employees may request to utilize one of the three schedules listed above, but must receive approval from their division director and must also provide advance notice of a request to terminate the schedule. The Probation Department Administration's policy, titled *Work Schedules*, also defines the following additional schedules:

- **Straight eight hour schedule:** employees on this schedule work eight continuous hours (only available within Institutional Services).
- **Standard eight hour schedule:** the normal work period includes a one hour lunch and work breaks.
- **Professional hours (flex-schedule):** Employees on this schedule work 80 hours in a 14-day biweekly work period which may include evening and weekend hours (available only to Field Services personnel). Employees work 40 hours per week unless prior written approval to work more or less hours per week has been given by their supervisor. Employees must keep supervisor apprised of planned and actual work hours and activities to ensure safety and accountability.

Not all of the information above is clearly delineated in the policy, meaning that there is an opportunity to clarify and revise the policy while helping to ensure that it is in line with operational needs.

Anticipated Impact

The potential revision of the flexible scheduling arrangements policy may help achieve the following benefits:

- Increased success of residential face-to-face contacts under Adult Supervision, leading to potential positive impacts on the number of violations
- Reduction of overtime usage based on the targeted and planned usage of flexible schedules

PR-8	Continue to reduce usage of technical probation violations					
	Savings	3	Efficiency	3	Effectiveness	3

Overview

Probation should continue to identify opportunities to utilize increased contact, modified case plans, or specialized programming for probationers who have met the requirements for a technical violation before submitting a violation. The Department may want to consider developing and utilizing policies to define required steps to remediate specified violations of probation terms. In addition to continuing the use of dashboards to determine the number of violations incurred by an offender, the Department should also establish a defined policy to help probation officers determine whether a violation should be filed.

Observation and Analysis

As mentioned in the Probation Department's commendations, Riverside is one of only three California counties to work with CA Forward in evaluating its practices and procedures and identifying opportunities for improvement. This recommendation serves to support the recommendation made by CA Forward to seek opportunities to reduce the dependence on technical violations.

The CA Forward report cites the Adult Synopsis Report dated June 23, 2014 and indicates that 57% of felony arrests (10,814) were due to technical violations, while 67% (2,592) of misdemeanor arrests were due to the same reason. Technical violations were the most common reason for Post-Release Community Service (PRCS) and Mandatory Supervision (MS) arrests, at 66% and 59% respectively. The CA Forward report identified a "lack of uniformity among line staff as well as differing opinions and approaches among Supervising Probation Officers...[including] efforts staff should take prior to submitting a violation..." as a key area of consideration for the Department. The report states that 55% of violations submitted by Probation were for technical violations rather than new law violations.

Observation and discussion with probation officers through the course of this review led to acknowledgment of this finding and the need to implement changes to reduce the number of technical violations. However, officers acknowledged that the decision to file a violation was essentially at their discretion.

The CA Forward report indicates the creation of a sub-committee focused on developing Violation Templates and Matrices. Additionally, Field Services shared a template indicating a violation tracking template to identify when violations may have occurred and which sanction(s) was levied.

Additional sources indicate the following related to usage of technical violations:

- For offenders with mental health issues, technical violations should only be used as a last resort (Mental Health Issues Implementation Task Force, Final Report – December 2015)
- Delineation of probation terms into "control conditions" and "treatment conditions," (according to *A Ten-Step Guide to Transforming Probation Departments to Reduce Recidivism*, a report by the Council of State Governments Justice Center) as defined below:
 - Control conditions: supervision conditions designed to control behavior
 - Treatment conditions: supervision conditions related to the probationer's treatment plan

Anticipated Impact

A reduced reliance upon violations will help probation officers focus on utilizing evidence-backed programming and practices to support the varied needs of their caseload populations. The use of the violation tracking form, as stated by CA Forward, will help "increase line level staff's understanding of how they contribute to the overall picture of the criminal justice system in Riverside County as well as the desire to begin capturing "success" in our clients."

Overall, the goal of this recommendation is to slow the revolving door of offenders re-entering the system, particularly due to arrest from probation violation. A reduced reliance on technical violations will help encourage use of programs and services that will have a positive impact on recidivism for the County.

Office of the District Attorney

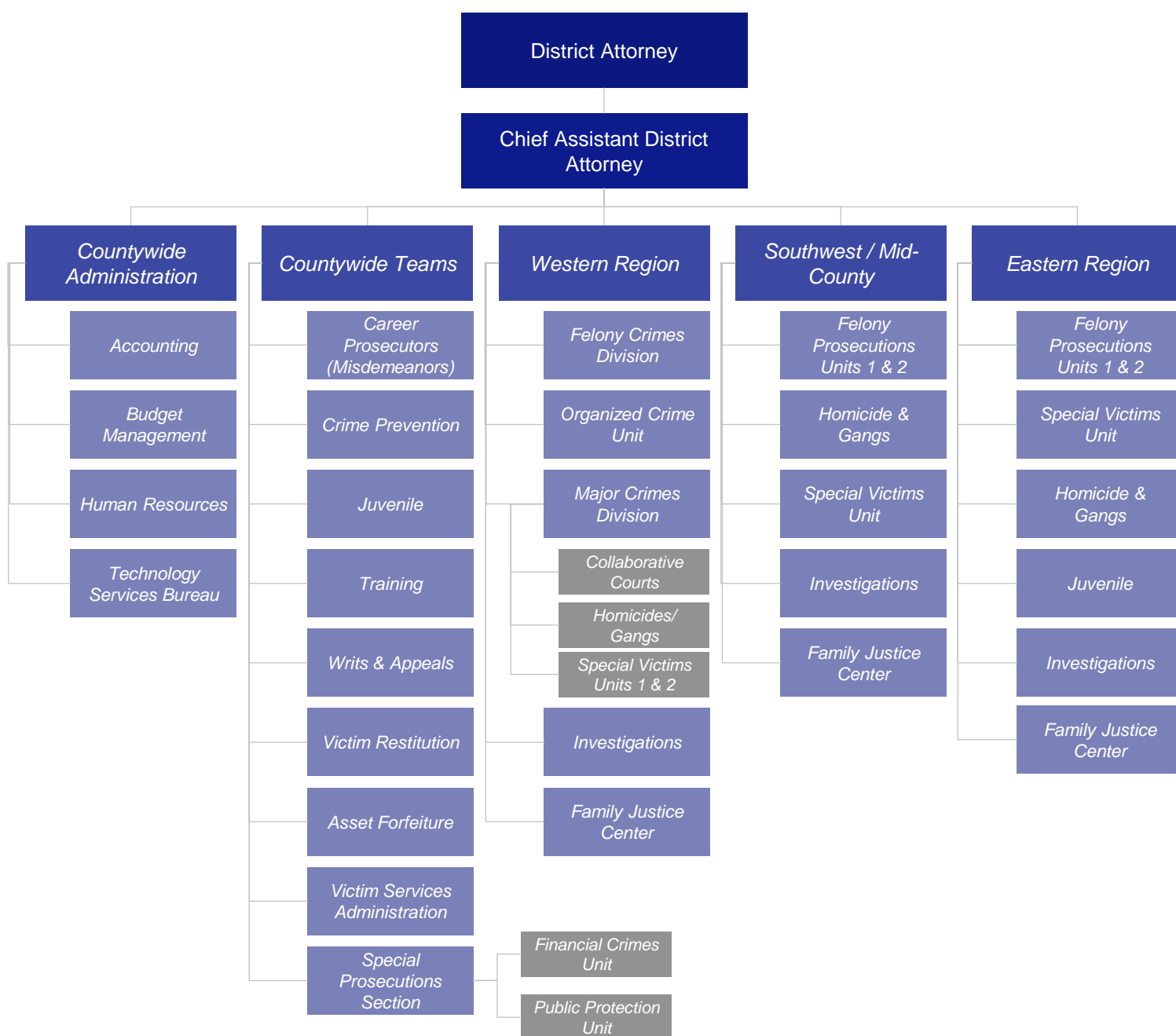
Detailed services, recommendations, and commendations

Agency Overview

The Office of the District Attorney operates under mandates from the State of California, and its mission, as the public prosecutor acting on behalf of the people, is to enforce the law, pursue the truth, and safeguard the rights of all to ensure that justice is done on behalf of the community of the County of Riverside. The District Attorney is an elected leader, and DA Mike Hestrin was sworn into office on January 5, 2015.

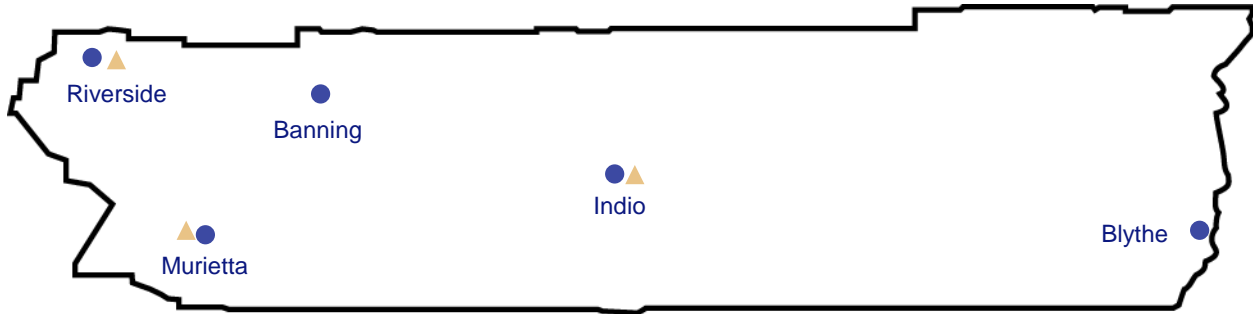
Organization

The District Attorney operates a number of prosecutorial and victim services across the county. The general structure of the agency is shown below: as of January 31, 2016, the organizational chart below was representative of 677 FTEs.



Organization (continued)

The Office operates across the County of Riverside with western region operations in Riverside, southwest / mid-county operations in Banning and Murietta, and eastern region operations in Indio and Blythe; see below for location information for both offices and Family Justice Centers.



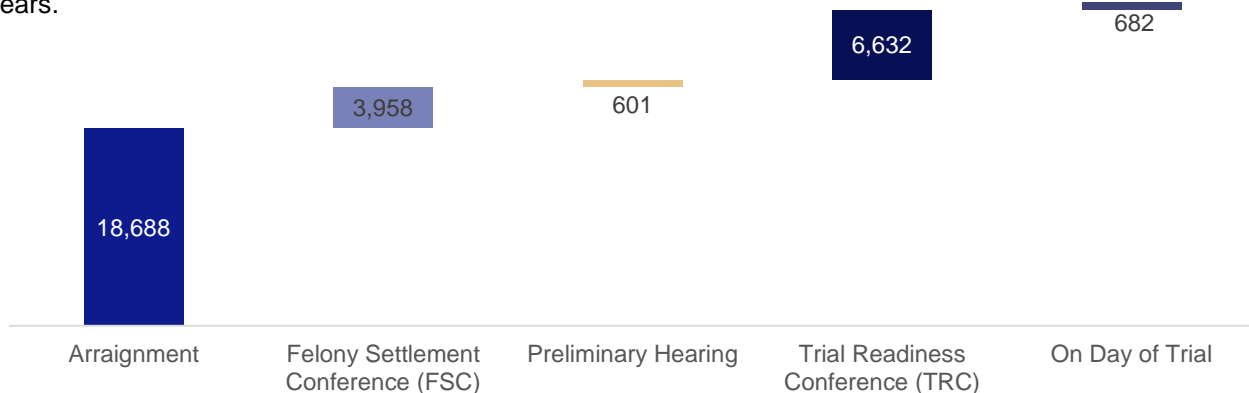
● Office Location ▲ Family Justice Center

Services Provided and Workload

The District Attorney is responsible for reviewing all new criminal activity filing requests in the County of Riverside, making a determination of whether to file (prosecute) the crime, and conducting all investigations and due process pertaining to such offenses. The Office is also responsible for helping to ensure that the victims of such crimes receive services relevant to their needs and that victim restitution is received. The Office had 410 jury trials during the 2015 calendar year, of which 312 resulted in a favorable jury verdict for the ODA. Additional key statistics for the office for the calendar year of 2015 are shown below.

Case Type	Reviewed	Filed	% Filed
Adult Felony	18,525	13,328	72%
Adult Misdemeanor	41,712	39,477	95%
Total	60,237	53,184	88%
Juvenile Felony	1,823	1,405	77%
Juvenile Misdemeanor	2,329	1,803	77%
Total	4,153	3,208	77%

The ODA settled 30,561 cases in calendar year 2015 and is currently pursuing a policy to resolve cases as early as possible, which supports decreased cost and increased efficiency by reducing the amount of time spent preparing for trial. 61% of trials were disposed at arraignment, which should serve as a baseline figure against which the office can benchmark progress in future years.

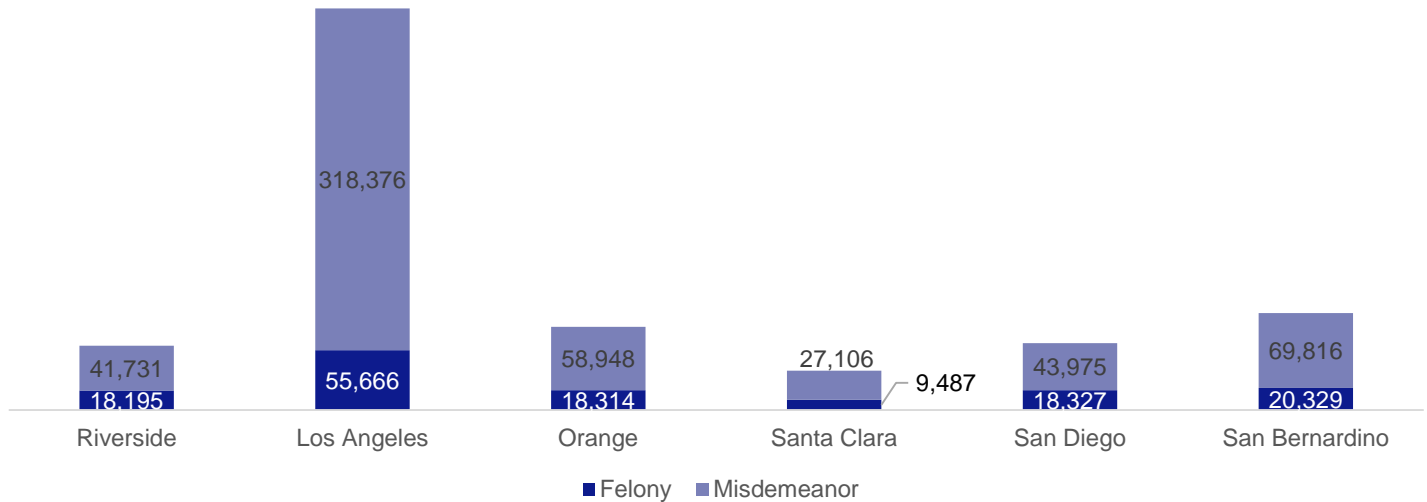


*Note: The Office does not have full-year filing and case statistics due to constraints with its case management system and the simultaneous implementation of a new management reporting tool. These figures are representative of the information reported verbally during monthly management meetings.

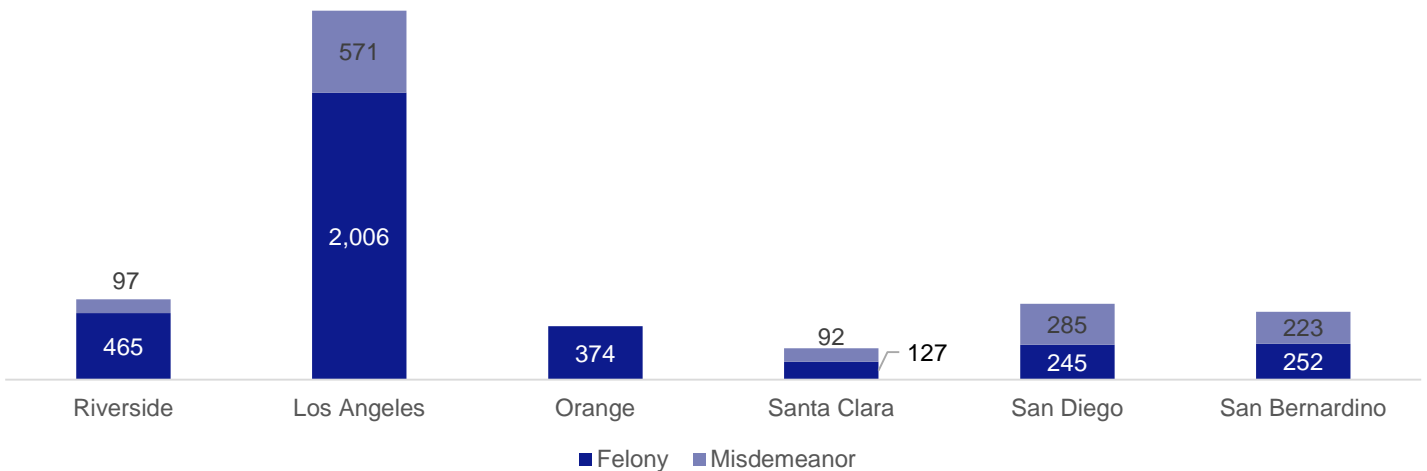
Services Provided and Workload (continued)

The charts below provide an overview of court activity at a countywide level for all counties against which Riverside was compared. Not all filings or jury trials are the responsibility of the District Attorney; however, the figures below provide a good indication of activity within each county.

In Fiscal Year 2014, Riverside County saw a similar number of cases filed as San Diego, but had a larger proportion of felony cases filed than all other counties except Los Angeles.



The number of jury trials, shown below by county for felony and misdemeanors, was again relatively consistent between Riverside and San Diego. However, 75% of Riverside County's jury trials were felonies compared to a weighted average of 59% across the other counties.



Another critical element to the ODA's operations are the services provided to victims. In 2015, the Division of Victim Services (DVS) provided services to 13,543 victim and witnesses. Those victims and witnesses received 44,594 individual units of service which included 6,974 additional units of services over those provided to victims of crime in 2014, provided without any additional staff over the same time period.

*Note: Data was not provided for Orange County's misdemeanor jury trials.

Commendations

The Office of the DA should be commended for its overall innovative approach to operations and for its efforts to work in conjunction with other criminal justice agencies. There are recommendations that pertain to certain commendations below, but those recommendations should serve as encouragement to the ODA to continue the direction it is taking. Overall, the Office of the DA should be commended for its own initiative and strategic mindset pertaining to the items below.

- Moving to a less-paper operation
- Procuring a new case management system with asset forfeiture funds to allow for no net-impact to county costs
- Implementing a new organizational structure thought to better address case needs
- Establishing a monthly management reporting process
- Focusing on community involvement and volunteerism
- Use of Crime Prevention Unit to help implement community-based outreach strategies

Recommendations

The ODA recommendations span all five dimensions of review and are designed to help the ODA move forward with its innovation-focused approach while helping to manage its overall workload and handle its responsibilities in an efficient way that may lead to additional savings. Each recommendation that follows is accompanied by the projected financial, efficiency, risk, and control impact. The purpose of this classification is to help ensure a prioritized and expeditious path toward implementation.

DA-1	Continue plans for departmental strategic plan					
	Savings	3	Efficiency	3	Effectiveness	2

Overview

Related to the development and completion of system-wide objectives and county strategy via the criminal justice working group, the ODA should develop and share a version of its own strategic plan unique to the Office of the District Attorney and establish a cadence for which the plans should be updated. As the objectives are being developed, it will be critical to ensure that they are also in support of the goals of the working group.

Observation and Analysis

During the course of this review, the District Attorney provided a copy of their 100 Day Report which was produced after the first 100 days of DA Hestrin’s tenure. The report covered progress on the following topics/objectives:

- Office reorganization
 - Executive and attorney management teams
 - Bureau of investigations
 - Creation of integrated trial teams (ITTs)
 - Repurposing of countywide training unit
 - Creation of new career prosecutors unit
 - Creation of the crime prevention unit

Observation and Analysis (continued)

- Creation of the organized crime unit
- Creation of a countywide filing unit
- Technology Services Bureau
 - Staffing needs
 - Case management system
 - Timeline for implementation
- Other office accomplishments
 - Move to new Indio building
 - Policy manual
 - Paralegal career growth and development
 - Child assessment center
 - Human trafficking advocate program grant
 - Reduction of existing budget deficit

The Office of the DA indicated in February 2016 that it was in the process of developing a document to further update the public on progress made on objectives within the 100 Day Report.

The Office also indicated that it maintains a strategic plan internal to the department that is not made public due to the law enforcement nature of the Office of the District Attorney's operations. The Office plans to keep its strategic plan internal and confidential but will utilize annual updates to the 100 Day report as its form of external strategic reporting. Additionally, they plan to publish an even more detailed biannual report, including detailed information on metrics and statistics pertinent to the Office's operations. Wherever possible, the ODA should include measurement metrics, timelines, project status, and other relevant project metrics in this update.

Anticipated Impact

The use of a strategic plan will help the Office of DA better communicate and report upon the critical strategic initiatives it is already undertaking not only to other County agencies but also to the public. It will further allow the Office of the DA to enhance its planning process and will provide a structure for the office to manage its own portfolio of projects, within the broader scope of the program of initiatives and county strategy within the criminal justice working group.

DA-2	Continue to enhance internal management reporting											
	Savings	3	Efficiency	2	Effectiveness	2						

Overview

The Office of the DA should document lessons learned through the management reporting conducted via the Executive Management Report (EMR) monthly meeting. Beyond the measures that it is reporting upon, the office should work to identify key performance indicators (KPIs) as departmental measures of success and create baselines for future metrics to measure progress. Once KPIs are defined, the ODA must confirm data gathering requirements associated with such indicators and finalize templates for information collection and presentation as well as identify qualitative and quantitative aspects that can have associated cost elements. Additionally, the ODA may want to consider identifying areas of EMR content that could be streamlined or reduced in lower frequency.

Observation and Analysis

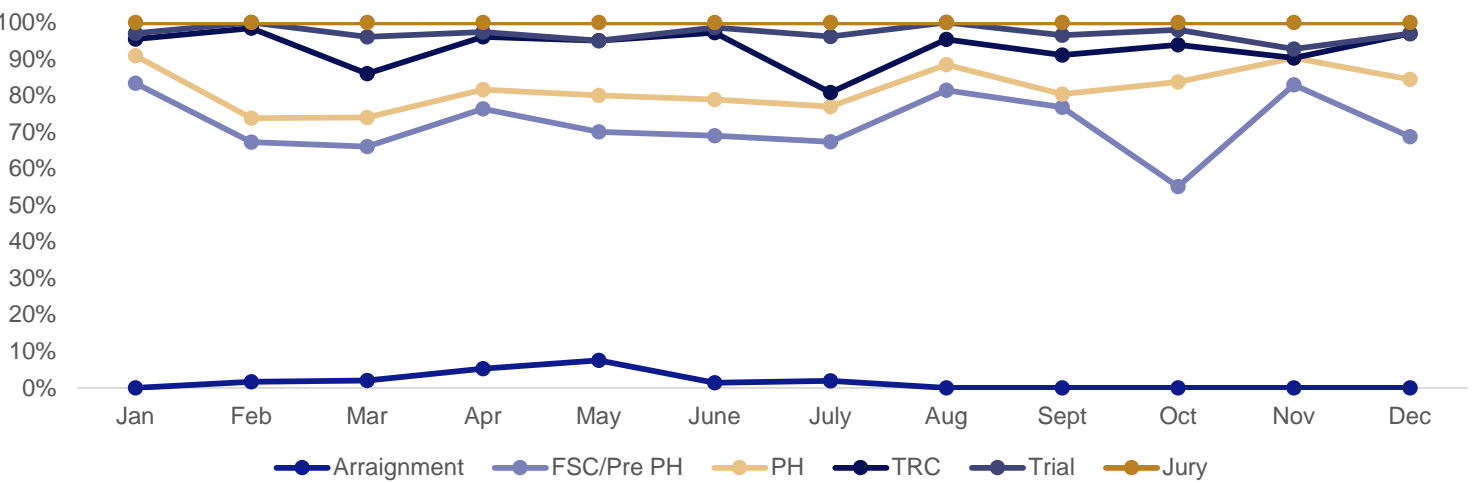
The Office of the DA should be commended for its initiative in establishing the EMR within the first six months of the new administration, and particularly the fact that many of the metrics that are reported upon at the meeting are not captured accurately within Damion. Further, the ODA continues to identify opportunities to improve upon the structure and presentation of the materials during the EMR; for example, the office has selected a standard template for presenting its caseload information, to be used beginning with the February 2016 EMR.

As the information is currently presented, however, it may be difficult to discern trends. Information is currently presented by region, division/unit, and type of statistic, in the following format (the data used is for example purposes only):

Region													
Division													
Measure (e.g., Dispositions)													
Action	Jan	Feb	Mar	Apr	May	June	July	Aug	Sept	Oct	Nov	Dec	YTD
At arraignment	0	1	1	4	3	1	1	0	0	0	0	0	11
At felony settlement conference (FSC) / Pre preliminary hearing (PH)	55	40	32	54	25	48	34	35	43	27	34	22	449
At PH	5	4	4	4	4	7	5	3	2	14	3	5	60
At Trial Readiness Conference (TRC)	3	15	6	11	6	13	2	3	6	5	0	4	74
On day of trial	1	1	5	1	0	1	8	2	3	2	1	0	25
Jury Verdicts	2	0	2	2	2	1	2	0	2	1	3	1	18
Total Dispositions	66	61	50	76	38	71	52	43	56	49	41	32	635

Observation and Analysis (continued)

A visual representation of this information would allow for a faster review of the same information and a more streamlined opportunity to identify anomalies in data sets. For example, the previous data set appears as below when in bar chart format, which makes both trends in number of dispositions by month as well as the activity during which disposition is the most common apparent. If this chart were compared to filings across the year, the ODA could use this detail to help make decisions about workload and staffing. See below observations on DA-6 addressing case management for additional observations and impact.



Anticipated Impact

Potential modification of the EMR templates and refining the KPIs reported upon in the EMR and through the new strategic plan will help the ODA manage to its workload and identify additional needs. Additionally, a focus on the reporting of management metrics will also help the Office determine the methods of presentation that “tell the story” best to the various audiences.

DA-3	Conduct detailed workload and staffing analysis			
	Savings	2	Efficiency	2
			Effectiveness	2

Overview

Considering plans to implement a new case management system and the simultaneous implementation of the ITT model, the ODA should conduct a detailed workload analysis of all prosecutorial functions and processes to assess the workload and determine opportunities to:

- Shift existing staffing to meet demand;
- Shift work responsibilities from senior positions to more junior positions or outsourced contracts where appropriate and allowed under State law; and
- Evaluate the structure and staffing of teams based on work required and outcomes expected (i.e., validate the move to an ITT staffing model).

The workload study differs from the workflow analysis recommended in DA-4 because it pertains to the quantification of caseloads and understanding of delineation of tasks among existing resources, whereas DA-4 recommends continuing the workflow/process analysis that has initiated through the case management system upgrade. Ultimately this should also help the Office gain a clearer understanding of where its financial resources are primarily utilized and required.

Observations and Analysis

The Office of the DA recently undertook an organizational restructuring to move from a pooled resource model to the ITT model. In an integrated trial team model, a Trial Team Leader (TTL), who is at the DDA level, will work with dedicated DA investigators, potentially advocates, legal support assistants (LSA), paralegals, and investigative technicians (as applicable). In the previous model, DDAs would frequently be assigned to the same type of case but would utilize pooled DA investigator, advocate, LSA, paralegal, and investigative technician support based on availability, as they would be available for assignment across all DDA teams.

General practices recommend a ratio of five attorneys to one support staff, meaning either a legal support assistant (LSA) or a paralegal. The overall ratio for the DA's Office is just above two attorneys to every one support staff. This may suggest that the ODA should fill additional attorney positions in lieu of support positions, but the more detailed workload study would provide a more thorough analysis to identify which specific positions should be filled.

Based on organizational charts provided and dated as of February 8th, 2016, each prosecutorial unit was staffed with at least one paralegal with the exception of the Domestic Violence Trial Team in the Eastern Region (which instead was supported by one senior LSA and two LSAs). Although this meets general practice expectations for support staff, the agency could benefit from a staffing study to help ensure that the mix and allocation of support staff resources is the most appropriate to meet demand.

The ODA has recently undertaken multiple informal ad hoc workload and case task studies to determine potential cost savings associated with using more junior positions (i.e., support staff) to conduct certain tasks. Within a sample group of a Felony Prosecution Unit (FPU), which handles general felonies, it was estimated that as many as 24 hours per attorney per month could be saved by shifting responsibility for the following tasks, among others, to support staff:

- Reviewing 911 recordings
- Reviewing witness/victim criminal history sheets
- Reviewing prior police and probation reports
- Obtaining law enforcement discovery
- Generating a list of discovery items
- Generating and entering into Damion a list of potential witnesses
- Updating contact information for witnesses in Damion
- Making and tracking personal services requests

Observation and Analysis (continued)

A second ad hoc study reviewed the approximate amount of time spent on case tasks, again within a general FPU. General estimates for time spent for each major task for a single case and trial are outlined below:

Task	Attorney Time (Minutes)		Attorney Cost		Paralegal Time (Minutes)		Paralegal Cost	
	Low	High	Low	High	Low	High	Low	High
Felony Settlement Conference	60	380	\$39.14	\$428.57	7	40	\$2.84	\$18.79
Preliminary Hearing	89	410	\$58.05	\$462.40	12	35	\$4.87	\$16.44
Felony Information Arraignment	32	240	\$20.87	\$270.68	0	0	\$0.00	\$0.00
Trial Readiness Conference	95	380	\$61.97	\$428.57	55	230	\$22.31	\$108.05
Trial	508	2240	\$331.36	\$2,526.30	235	490	\$95.31	\$230.18
Plea / Sentence	62	275	\$40.44	\$310.15	10	20	\$4.06	\$9.40
Total	846	3925	\$551.84	\$4,426.66	319	815	\$129.37	\$382.86

Cost estimates are derived using an average of Deputy District Attorney I and Deputy District Attorney IV hourly wages for attorney cost and an average of Paralegal I and Paralegal II for clerical costs. Overall, the cost may range from \$681.21 to \$4,809.52, depending on the classification of the individual carrying out the tasks.

If 5% of an attorney's workload across all tasks could be transferred to a paralegal, the cost range would decrease to \$670.78 to \$4,615.46. Although this appears to be a small reduction, if a similar approach were used across the 410 trials a year, savings would be significant.

Anticipated Impact

A shift of 5% of work tasks from attorney level to paralegal level could achieve \$80,000 in annual savings if applied to all trials throughout the year. A more detailed workload study could identify opportunities to transfer even more tasks from senior to junior levels, resulting in additional savings potential. For example, a reduction of two attorney work hours per felony case filed could achieve savings ranging from \$340,795 and \$518,524 annually, based on total felony cases filed in 2015 and an average of Deputy District Attorney hourly wages.

Overall, a workload study will also help identify where the staffing mix may need to be re-allocated based on caseload. It will also help determine whether the ITT model is most appropriate given the workload and overall flow.

DA-4	Improve caseload management through a workflow study					
	Savings	3	Efficiency	2	Effectiveness	1

Overview

The ODA should utilize its initial workflow process mapping, showing the journey of a case from the occurrence of a crime through to the result of a trial, to identify the following:

- Which case and workload factors are reported upon internally and externally,
- Where bottlenecks occur,
- How many times files are touched as a part of the process, and
- Where mistakes may be made frequently and what remedial training opportunities exist

Using the mapping that was done for the new case management system, the Office should further identify opportunities to optimize the process through workload weighting, technology, reduced redundancies, and other potential areas. This includes specific opportunities to reconfigure the workflow to capitalize upon efficiencies offered through the proposed case management system.

Through this study, the Office should be able to identify opportunities to reduce caseload for attorneys, including reducing caseloads for supervisors specially to allow for a stronger focus on management.

Observation and Analysis

The current case management system, Damion, is not relied upon to be accurate by most users within the office. Additionally, it was not used consistently with past DA administrations and does not provide reliable caseload information to measure workload over time.

The most recent information available on the disposition of felonies and misdemeanors by California counties is found in the 2015 Court Statistics Report, published by the Judicial Council of California. However, this information is from FY13-14, during which time the former District Attorney was in office. Therefore, the figures are outdated and do not accurately reflect the County's positions or operations at this time. However, the ODA should review the 2016 Court Statistics Report when it is published and should utilize those figures as a baseline and measurement for improvement in the coming years.

Anticipated Impact

A workflow study will help the Office of the DA identify where bottlenecks may be present and will help the Office identify potential opportunities to remedy such process inefficiencies and obstacles. Overall, the workflow study will serve as an input to the design of the new CMS and should help determine areas where overall process improvements may be required, not just due to new technology capabilities but due to opportunities to incorporate operational leading practices.

DA-5	Define more detailed budget units to align operational and fiscal authorities					
	Savings	3	Efficiency	3	Effectiveness	2

Overview

The ODA should create an internal budget management unit structure built upon results from the detailed workload analysis study suggested in recommendations DA-3 and DA-4. Using a detailed understanding of key areas of workflow, the office can develop budgets at a more granular (e.g., the Assistant District Attorney or Chief Deputy District Attorney) level to help understand the overall cost of doing business. Couple detailed budget planning and reporting with the detailed workflow process to help educate the criminal justice working group about the systemic cost of doing business.

Observation and Analysis

As indicated in recommendation C-11, the District Attorney currently prepares and maintains budgets for two units, Criminal and Forensics. Based on discussions with ODA personnel in interviews, the Office of the DA must develop its budget to submit to the County's PeopleSoft budgeting system, Base. It then utilizes its own internal spreadsheets, which gather data from PeopleSoft, to manage the budget.

With support from recommendation C-11, the Office should focus on aligning a detailed budget to the single budget format and approach used across the County that will be presented for approval to the Board of Supervisors and subsequently managed throughout the year. The more detailed budget should work in tandem with the detailed staffing and workload analysis to identify areas where resources are strained and where excess may be found.

Anticipated Impact

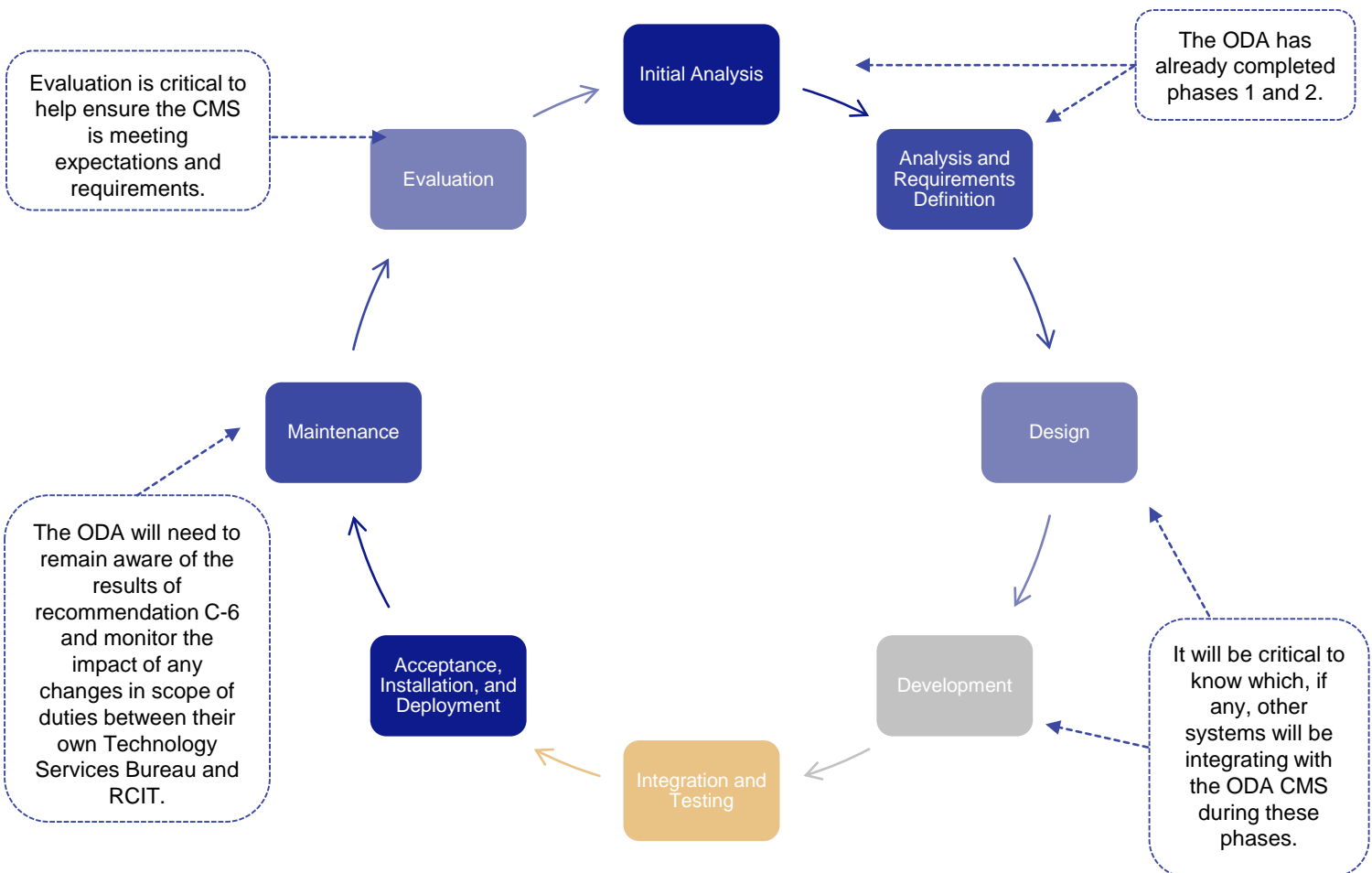
Creating a more detailed budget will allow the ODA to have a better understanding of the flow of revenues and expenditures for the department. It will help increase managerial effectiveness, creating a more clear picture of where resources are needed or could be used more effectively. It will also help the Office manage its resources over time, identifying trends and anomalies.

DA-6	Implement new case management system with structured delivery and quality assurance							
	Savings		1	Efficiency		1	Effectiveness	

Overview

The Office of the DA should continue with anticipated replacement of the Damion case management system to allow for a system that provides efficient and effective capture and reporting of case and victim information across all case types, including adult, juvenile, and collaborative courts. In the pre-implementation phase, the Office should identify opportunities to partner with other criminal justice system departments in order to create a system-wide platform that will facilitate management reporting and enhanced coordination across all agencies.

During implementation, the DA should follow a structured System Development Life Cycle (SDLC), in which required processes are defined, requirements are developed and validated, design is validated against requirements, integrated testing is performed, and overall quality assurance is conducted. The SDLC, along with particular considerations for the ODA, is shown below.



The office should continue with the procurement of the selected system, Microsoft Dynamics, and should identify opportunities to partner with other agencies of the criminal justice system to help ensure that information is shared consistently and easily throughout the system.

Observations and Analysis

Based on information shared during project-related interviews and EMR presentations, it is understood that the ODA is procuring a new CMS to help support its goal of becoming less paper-focused. The Office has already undergone an initial analysis and requirements development phase during which process flows were created based on existing workflows and 215 functional and technical requirements were identified.

The Office has indicated that it will work with the system integrator during the design phase to create new process flows incorporating opportunities for increased efficiency based on the technological capabilities of the system. As a part of this, the Office will need to monitor the system requirements and design to help ensure that system workflows are updated to align with any workflow modifications resulting from the implementation of recommendation DA-4.

The Office of the DA should consider augmenting staff with an experienced team of professionals that have implemented MS Dynamics before. Additionally, adequate resources should be allocated throughout the entire SDLC to ensure that the new CMS captures all the requisite data and processes as well as produces the information and deliverables that the office expects from the CMS.

Anticipated Impact

The successful implementation of a new CMS for the ODA will have several beneficial impacts, including but not limited to:

- Ability to consistently and accurately track cases across type and region;
- Ability to collect additional fields of data to allow for more detailed case tracking and monitoring/measuring of outcomes (e.g., identifying what the final charges and results were in a jury trial);
- Enhanced reporting outputs and facilitated data analysis;
- Ability to track cases as they progress through the system from filing, to pre-trial events, to trial, and outcomes;
- Ability to improve management of workload based on more detailed understanding of case progression and ability to target areas where delays seem to be occurring;
- Increased reliability of reported caseload figures;
- Ability to track and manage statistics for all units, including Writs and Appeals (currently hand-counted and tracked);

The system and its expected benefits will have a direct impact on Supervisors' ability to quickly assign cases as well as quickly and accurately report on management metrics in advance of EMRs. It will further help increase efficiencies by allowing for the automation of certain tasks that are currently done manually.

Typically, the most efficient CMS applications enable the management and leadership team to do away with some of the more time-consuming activities since data reports are available out of the production environment with minimal effort and time. Frequently there are dashboard interfaces or report presentations that the end user accesses to capture a culmination of data from within the system.

Finally, any gains in efficiency resulting from the new case management system will provide a gain for the ODA due to the fact that the system will be funded by asset forfeiture funds. As a result, no taxpayer dollars will be used for the system, and any gains will have a positive impact on the ODA's net county cost.

DA-7	Develop training plan and capitalize on collaborative training opportunities					
	Savings	3	Efficiency	3	Effectiveness	3

Overview

The ODA should ensure that it has a training plan in place to guide policy and practices in the DA training environment, particularly as opportunities are identified through other work observation studies recommended within this report. Due to changing legislation, trial schedules, and other unforeseen issues that impact ODA schedules, a challenge is created for attorneys to meet their mandatory continuing legal education (MCLE) requirements. A plan should be in place to mitigate the risk associated with missing training opportunities.

The District Attorney's Office should capitalize upon opportunities to conduct joint training on specific topics of mutual legal interest with other criminal justice agencies, particularly the Public Defender. In addition to providing an opportunity for attorneys to receive their MCLE hours, it will also provide an informal forum for both groups to come together to enable the two organizations to professionally gather in a non-confrontational setting which can help de-escalate some conflicts that arise naturally as a result of a legal system that requires confrontation.

Potential areas to conduct joint training may be the following:

- Substance abuse (mandatory for all attorneys)
- Elimination of bias (mandatory for all attorneys)
- Legal Ethics or a portion thereof

Because the Office of the District Attorney has a more robust training department and additional resources, it is recommended that it take the lead in initiating this joint training effort. However, the Training & Development lead from the Public Defender should be involved as a leader in developing and coordinating the courses. When possible, it is recommended that the offices bring in an outside legal expert or utilize a panel of experts to present the course to help provide exposure to a broader spectrum of legal perspective and practice.

Observations and Analysis

The ODA indicated that it does not maintain a training plan that indicates the office's overall strategy for providing training over the course of the year and what planning events are required within 30, 60, and 90 days. Currently, all training is tracked by the individual attorney and thus attendance and mitigation of potential risk associated with not attending training is handled individually as well.

Many offices create and publish internally a Training Plan that captures the 30-60-90 day plan for training. Placing it on the intranet as a link or in SharePoint, or other such system, enables easy retrieval. Universally there are attorneys who accomplish their MCLE only towards the end of their reporting period. Publication and dissemination makes planning easier.

According to opinions shared during interviews with multiple parties within both the Office of the Public Defender and the Office of the District Attorney, working relationships between the offices were better at the time this report was written than any time in recent memory. In January 2015, DA Hestrin and Public Defender Harmon conducted a joint ethics class for members of both offices, and in June-July 2015, the training units of both offices collaborated to plan joint educational programs for their law student externship programs. Given the current collaboration, the offices should continue working together and further enhance the working relationship.

Anticipated Impact

Using a training plan, the ODA can expect to achieve an increased compliance rate in its specialized and required online trainings. The plan will also help reduce the risk of an employee not meeting the MCLE requirements in any given period by providing an office-standard approach to earning MCLE hours and providing opportunities to receive additional training when trial schedules and other unplanned schedule disruptions impact the ability to attend a training.

Additionally, the ODA can expect to build a rapport and to gain a better understanding of the goals and objectives of the Public Defender (and vice versa) through the use of an informal environment to achieve a shared goal of educational attainment. Utilizing external training opportunities will help expose both organizations to the multiple advocacy perspectives of their partner organizations.

Office of the Public Defender

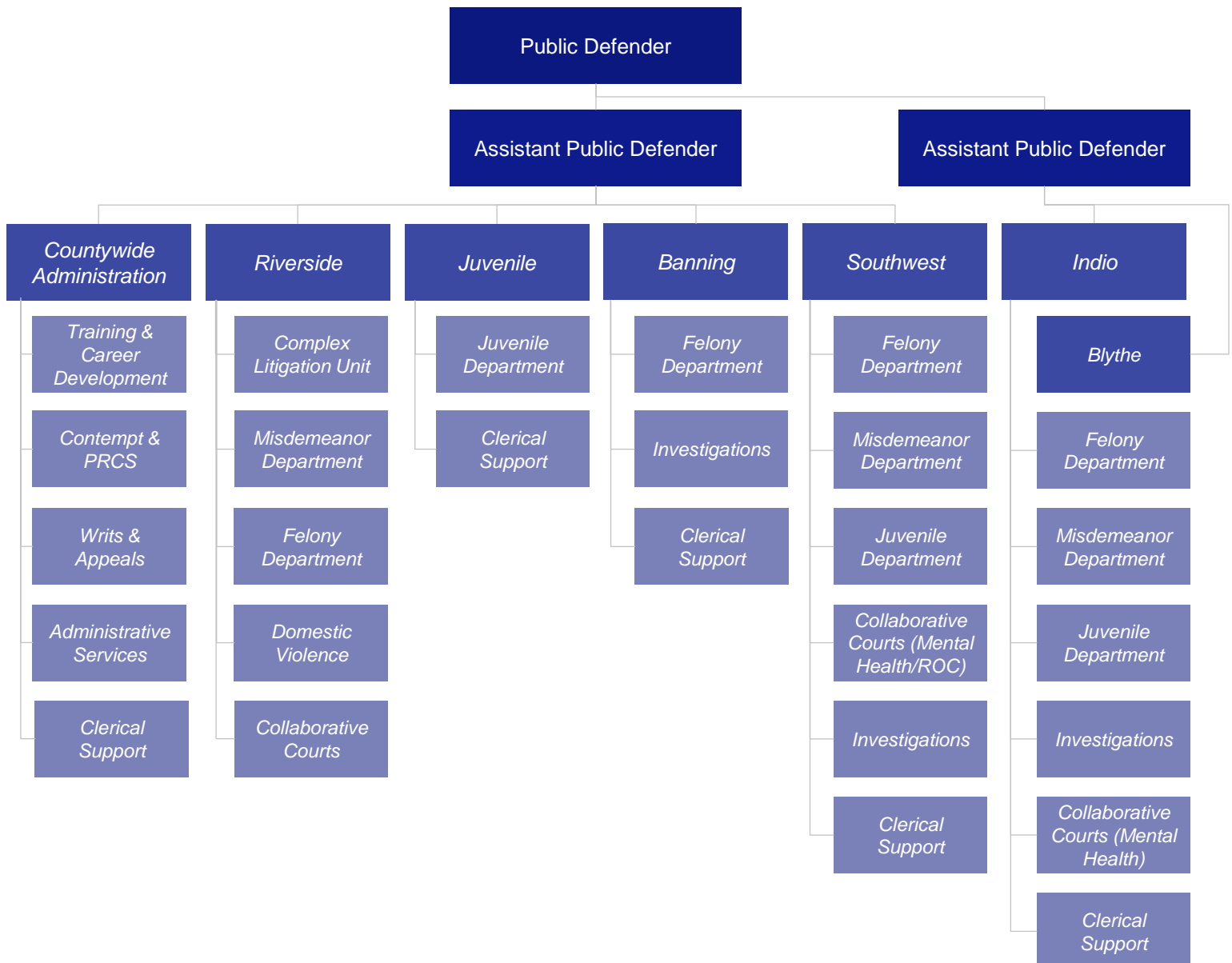
Detailed services, recommendations, and commendations

Agency Overview

The functions of the Public Defender are established in California Government Code section 27700, which states that the office shall defend and provide counsel and advice, without expense to the defendant, any person who is financially unable to employ counsel when charged as an adult or juvenile with a criminal offense. The department’s mission is to provide the most competent and professional legal representation possible to these individuals.

Organization

The Public Defender operates and participates in a number of services across the County of Riverside, including misdemeanor and felony departments as well as Collaborative Court efforts focused on the rehabilitation of offenders through their specialized Mental Health, Drug, and Veteran Court programs. As of January 31, 2016, the organizational chart below represented a total of 220 positions.

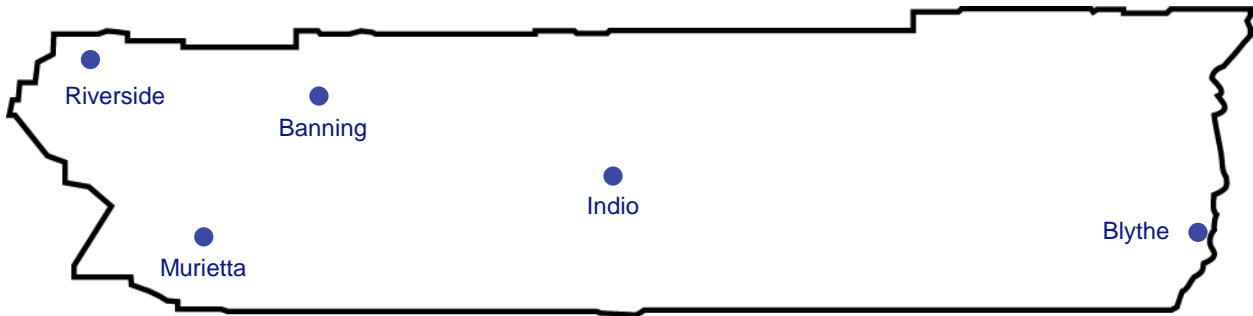


Organization (continued)

The Public Defender primarily employs attorneys, but investigators, paralegals, clerical support, and a variety of administrative support positions are critical to its operations.

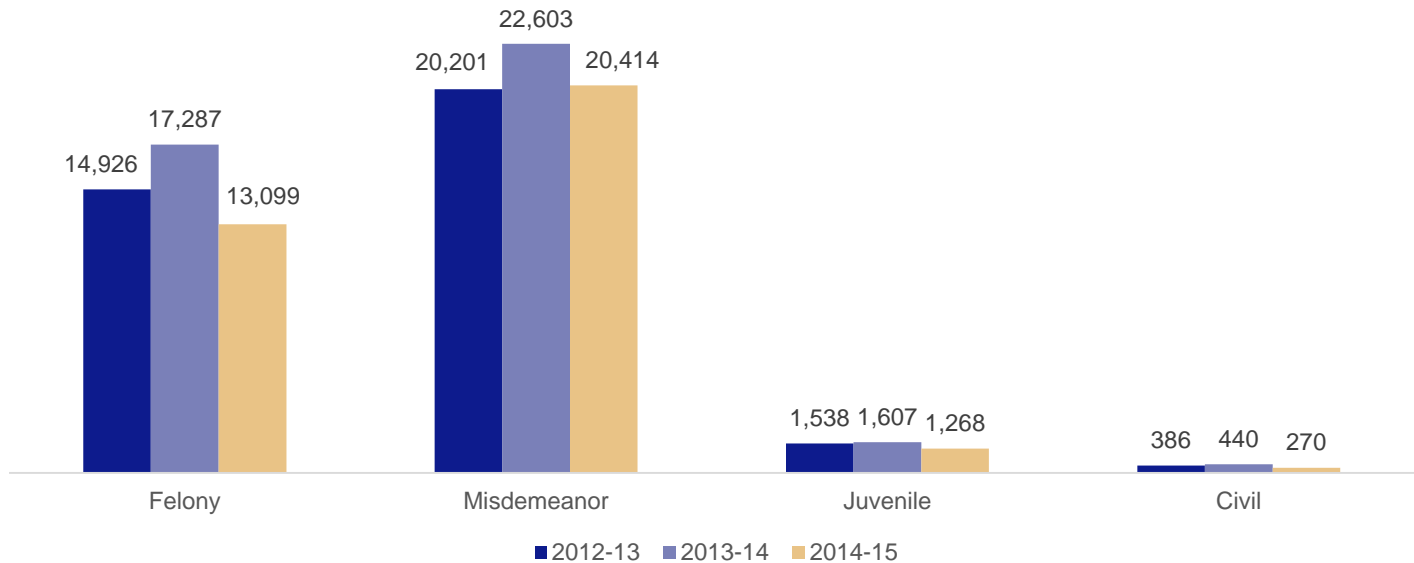
Position Type	Number
Attorney	126
Investigator	30
Paralegal	12
Clerical	52
Total	220

The Office of the Public Defender is primarily divided by geography and then type of defense support provided. The office operates in numerous locations across the county, shown below:



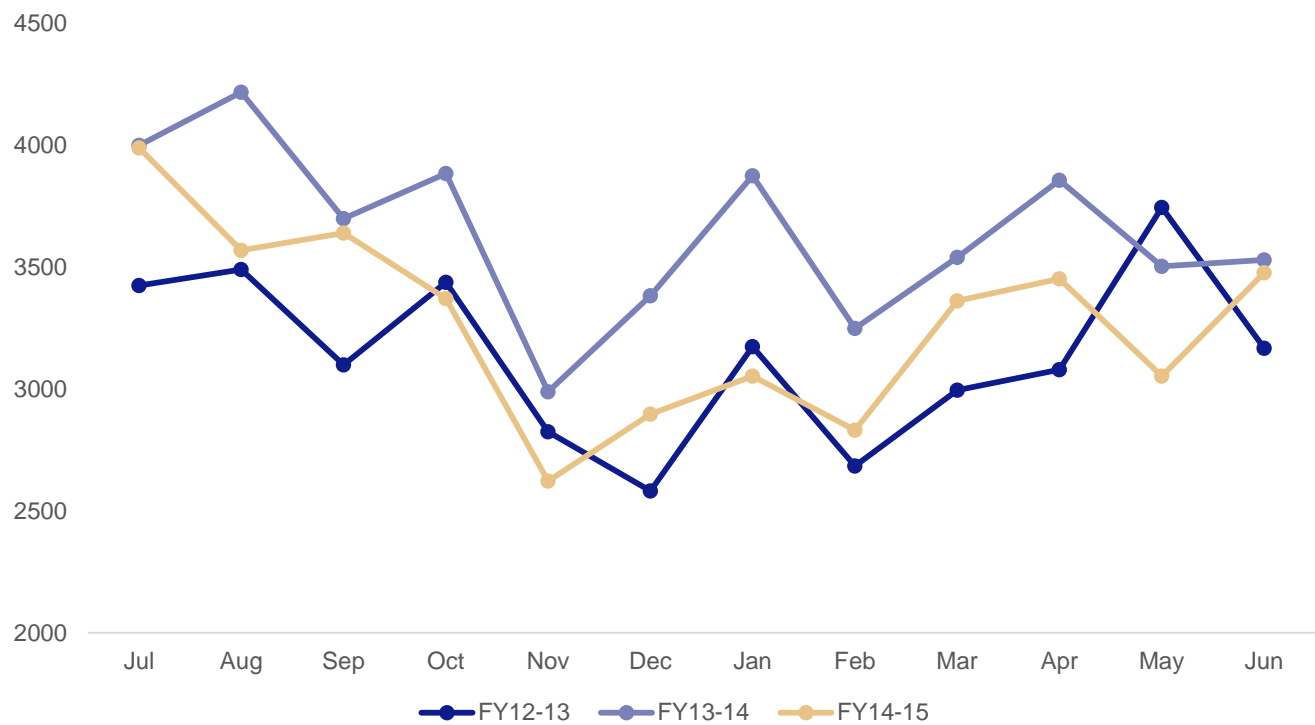
Services Provided and Workload

The Public Defender provides defense services to any adult or juvenile defendant who cannot afford legal services. The Riverside Public Defender has not recently had to turn away any clients due to workload constraints, but supervisors indicate that caseloads are nearing the limit and that attorneys will be overworked, unable to provide sufficient attention to cases, or unable to address cases entirely in the near future if workload isn't modified. Cases appointed for the last three full fiscal years are as follows:



PUBLIC DEFENDER

A trend of cases opened shows similar data to that provided on the previous page, shown as trends based on monthly data over the past three fiscal years. Key workload information is provided based on reports from the Office’s case management system, DefenderData. Because of limitations within the system, reportable information is limited and reported data may not sum accurately.



During the most recent full fiscal year, the Public Defender opened nearly 40,000 cases and closed less than half that number, which could lead to a significant workload issue if not addressed.

Measure (FY14-15)	Figure
Cases Opened	39,295
Cases Closed	17,156
Average Number of Cases Assigned Throughout Year	197

Commendations

The Public Defender achieves a significant amount of work under a mission statement that is commonly misunderstood; its role in ensuring justice is achieved through the criminal justice system cannot be overlooked. With limited resources, the Office has obtained many accomplishments, for which it should be commended. A few of its many efforts are highlighted below:

- Developing in-house training and being seen as a leader across the state and country for training events
- Working with limited resources and handling each case assigned without turning any away
- Providing quality client service despite physical court and jail sites making it challenging to have confidential conversations
- Establishing and serving as the lead agency for collaborative courts with other agencies, such as Mental Health, Drug Court, and Veterans Court
- Testing a new organizational model in which investigators are a part of trial teams
- Establishing a Complex Litigation Unit to focus on death-penalty and other significant cases
- Use of a brief bank and a transcript bank accessible through the Office's internal portal
- Provision of a tablet computer to all attorneys for use in areas with Wi-Fi accessibility

Recommendations

Recommendations for the Office of the Public Defender are aimed toward defining and developing a strategy for the Office that fits into the broader County public safety strategy, and toward developing management tools to help make the most of limited resources.

The importance of the Public Defender in the scheme of the broader criminal justice system cannot be downplayed, and it is critical for this office to have access to the same tools and support as other agencies to help provide benefit for the overall system. As such, recommendations requiring or suggesting investment should be implemented with support from the County. Additionally, recommendations showing a dollarized impact or benefit are intended to show the opportunity cost of the current state of operation for the County's consideration in the decision to invest in process or systems change.

Each recommendation that follows is accompanied by the projected financial, efficiency, risk, and control impact. The purpose of this classification is to help ensure a prioritized and expeditious path toward implementation.

PD-1	Develop departmental strategic plan with goals, objectives, and measures					
	Savings	3	Efficiency	3	Effectiveness	2

Overview

Related to the development and completion of system-wide objectives within the criminal justice working group, the Public Defender should develop its own strategic plan unique to its office and establish a cadence for which the plans should be updated. As the objectives are being developed, it will be critical to ensure that they are also in support of the goals of the working group.

Observation and Analysis

The Public Defender does not currently develop or maintain a strategic plan. However, the office has implemented a number of organizational and operational changes in the last three years, and continues to be faced with a high workload of new cases which it works to close as quickly and with the best outcomes for its clients as possible. Even though the office is already working to close cases, through a strategic plan, the Office would be able to develop a framework to identify objectives (in the short-, medium-, and long-term) which would further help it prioritize initiatives if and when the resources for special projects become available. In addition to the framework it will provide, the strategic plan should include measurement metrics, timelines, project status, and other relevant project metrics.

Anticipated Impact

The use of a strategic plan will help the Public Defender better communicate and report to other County agencies, the criminal justice working group, and the public the initiatives its office is undertaking and the areas of support it may require. Additionally, it will provide another opportunity for the Office to explain its objectives and its critical role in the delivery of justice to all members of the community, as well as its ability to alleviate some of the pressures on the criminal justice system as a whole. It will further allow the Public Defender to enhance its planning process and will provide a structure for the office to manage its own portfolio of projects, within the broader scope of the program of initiatives within the working group.

PD-2	Enhance internal management reporting to enhance operational visibility					
	Savings	3	Efficiency	3	Effectiveness	2

Overview

The Public Defender should identify management metrics used to evaluate performance and workload and develop management reporting dashboard(s) to facilitate the sharing of this information. The Office should provide guidance for information gathering and reporting and should determine whether baseline metrics can be evaluated against which future performance can be measured. As more information is gathered and recommendation PD-5 is implemented, the Office will be able to associate costs with these metrics, to help identify where resources are most heavily utilized and under/over-resourced.

Observation and Analysis

The Public Defender utilizes DefenderData as its system to track and manage case information and attorney caseload. Several canned reports have been developed, which include:

- Attorney Case Status Report
- Attorney Caseload Report
- Attorney Court Calendar
- Attorney Monthly Case Report
- Events for AB109 Cases
- Court Event Report
- Event Dispo Report
- Average Appearances per Case
- Case Flag Report
- Caseload Statistics Report
- Facility Report
- Status Log Report
- Time Entry Report
- Year-End Closing Report

While these reports assist supervisors in determining the overall workload of their attorneys, help identify anomalies in particular cases, and identify lessons learned and opportunities for training, there are still elements of caseload management that require manual counting or review by supervisors. For example, the Attorney Case Status Report will provide the key metrics for each attorney's caseload, but the supervisor will need to manually review the entire report to identify cases that appear to be longer in duration than others. This is just one example of a manual process that could be aided with a management reporting dashboard.

The Office should consider the creation of two dashboards: one to be used at a unit level, completed by line-level attorneys and submitted to supervisors; and another to be used at a management level, compiled by supervisors and shared with executive management. A dashboard for line-level attorneys to report to their supervisory management may be created in a template similar to that shown below:

Unit Geography Attorney			Overall Status:
<i>Current Caseload:</i>	Total number of cases supported by the attorney.	<i>Areas of Support Required:</i>	Any requests for assistance from management or other units within the Office.
<i>Average Case Age:</i>	Average age of all open cases.	<i>Planned Training / Time Off:</i>	Any upcoming dates of planned vacation/time off or training.
<i>Upcoming Trials:</i>	Dates and expected duration of upcoming trials.	<i>Other Comments:</i>	Questions, requests, or other pertinent information.
<i>Oldest Cases / Notes:</i>	Comments pertaining to cases that exceed the average case age or have extended longer than expected.		

The information presented above is primarily covered in regular supervisor-attorney meetings; however, a standardized template will allow for more streamlined discussions and will help ensure personnel receive the level of support required to conduct their job duties effectively.

Observations and Analysis (continued)

A sample template for a management reporting dashboard to be shared from supervisory management to executive management is shown below:

Unit Geography				Overall Status:	
Filled Positions	##	Budget Allocation	\$\$		
Vacant Positions	##	Actual Expenditures (% YTD)	%%		
Current Caseload:	Total number of cases supported by the unit.		Areas of Support Required:	Any requests for assistance from management or other units within the Office.	
Average Case Age:	Average age of all open cases.		Key Challenges:	Any challenges the unit is encountering as a whole.	
Upcoming Trials:	Dates and expected duration of upcoming trials.		Other Comments:	Questions, requests, or other pertinent information.	

Anticipated Impact

Implementation of management reporting dashboards will benefit the Office of the Public Defender in the following ways:

- Improve overall quality of case files and client service
- Identify lessons learned from cases won
- Identify opportunities to incorporate training
- Provide a consistent manner to report progress and challenges across the agency
- Provide a transparent method in which challenges and requests for assistance can be requested
- Support progress reporting upon strategic initiatives that may pertain to the specific units, if and when a strategic plan is developed
- Provide upper management with insight into the areas of support that may be required so that personnel and financial resources can be allocated as necessary, even if only on a temporary or part-time basis

PD-3	Improve communication between Sheriff and Public Defender for in-person jail visits					
	Savings	3	Efficiency	2	Effectiveness	3

Overview

The Public Defender should initiate communications with the Sheriff's Office to discuss the efficiency of jail visits. The agreement of and participation from the Sheriff's Office will be integral to the success of this recommendation. The Public Defender should document inefficiencies reported to have been experienced by attorneys at various jail sites and establish a communication channel between the management of Public Defender and Sheriff's Correctional personnel.

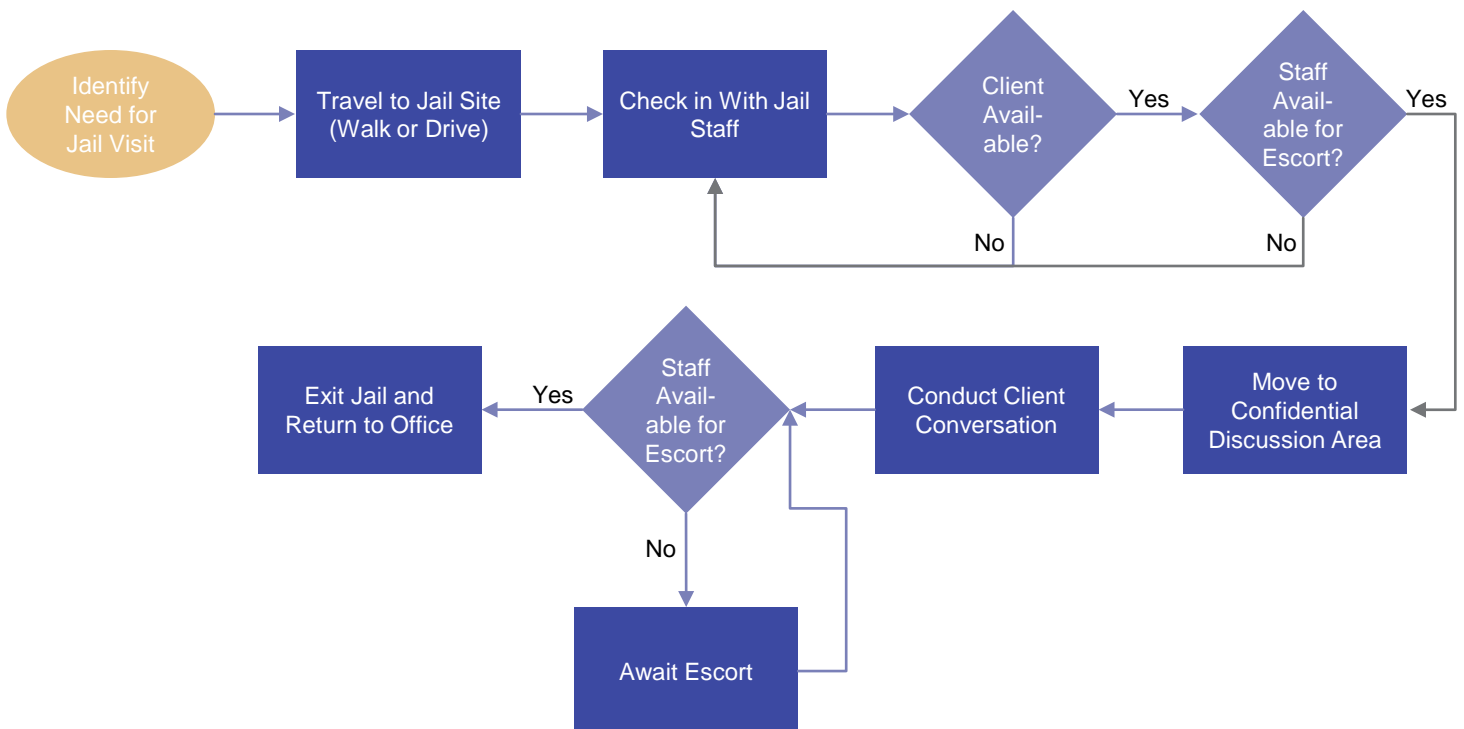
The Public Defender should provide suggested mitigations, request more detailed information from Sheriff regarding correctional and jail management processes that may impact Public Defender visits, and keep communication channel open at all levels to help improve efficiency of visits.

Observation and Analysis

Jail visits are conducted as needed between attorneys and clients and may serve a variety of purposes, including:

- Confidential case discussions
- Procedural updates and discussions of next steps
- Relationship maintenance

As a result, visits can last anywhere from five minutes to several hours. However, due to the current lack of video conferencing, visits must occur in person. According to information gathered from interviews as a part of this review, the process for an attorney to meet with a client follows a path similar to that laid out below:

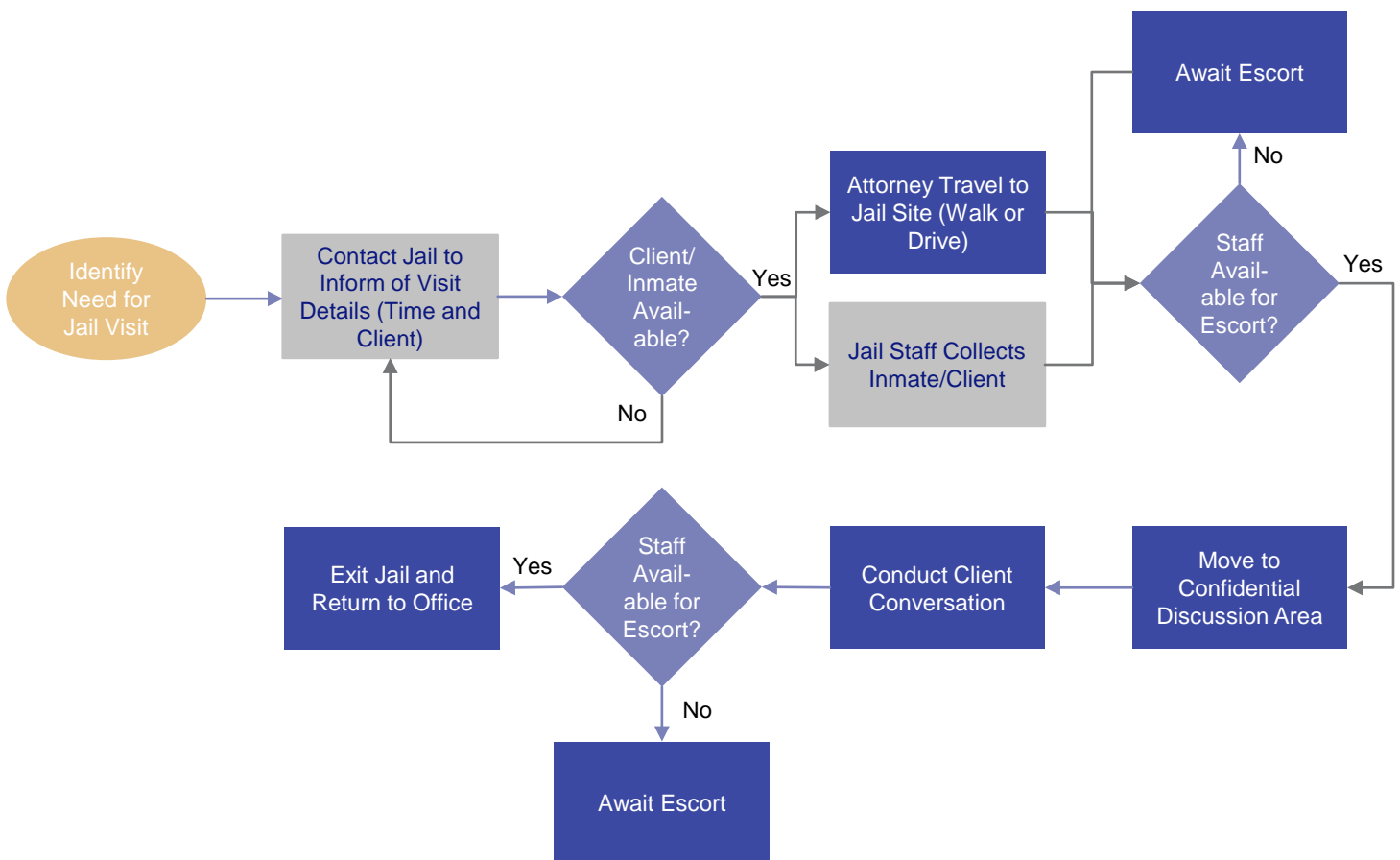


Observation and Analysis (continued)

Public Defender attorneys have indicated that they may spend a significant amount of time waiting for jail staff to be available to escort them to or from the confidential client discussion area. Additionally, they may arrive at the jail only to learn that their client has been moved to a different facility, or is eating and is unavailable, or is unavailable for another reason, adding delays to their schedule.

Anticipated Impact

A more streamlined communication system in which attorneys could notify the jail in advance of a client visit may result in a range of time saved per visit, possibly more than an hour per visit which attorneys could then allocate to case preparation and the ultimate disposal of more open cases. A revised process (updates in gray shaded boxes) could look like that shown below:



PD-4	Improve caseload management through a workflow study					
	Savings	3	Efficiency	2	Effectiveness	2

Overview

The Public Defender should conduct a detailed workflow analysis to map the journey of a case from the appointment of the attorney through to the result of a trial. Through this study, the Public Defender should observe:

- Which case and workload factors are reported upon internally and externally,
- Where bottlenecks occur,
- How many times files are touched as a part of the process, and
- Where mistakes may be common and what remedial training opportunities exist

From workload mapping and analysis, the study should identify opportunities to optimize the process through workload weighting, technology, reduced redundancies, and other potential areas. Additionally, the Public Defender should identify areas where the workflow could be supplemented or made more efficient with a new case management system, as defined in recommendation PD-6.

Through this study, the Office should be able to identify opportunities to reduce caseload for attorneys and to move certain tasks to junior levels, such as paralegals and legal support assistants (LSAs).

Observation and Analysis

The current case management system, DefenderData, does not allow for the following:

- Easy tracking of cases at various stages within the pipeline (arraignment, plea hearing, pre-trial hearing, trial readiness conference, and multiple other stages) to help plan for next steps
- Task mapping and assignment tracking
- Ad hoc reporting and analysis
- Automatic assignment of cases based on case weighting and current caseload information

Due to the severe imbalance of cases opened and closed annually, the Public Defender will soon reach a point where it is unable to accept new cases or will require the addition of significant numbers of attorneys and staff to accomplish the work required. A more detailed workflow study will help identify areas where redundancies or inefficiencies are occurring and where there may be an opportunity to automate a manual or paper process.

Anticipated Impact

A workflow study will help the Public Defender identify where bottlenecks may be present and will help the Office identify potential opportunities to remedy such bottlenecks. Overall, the workflow study may serve as a critical starting point in determining the need for a new case management system. If utilized, it should help determine areas where overall process improvements may be required, not just due to new technology capabilities but due to opportunities to incorporate operational leading practices.

PD-5	Define more detailed budget units to align operational and fiscal authorities					
	Savings	3	Efficiency	3	Effectiveness	2

Overview

The Public Defender should create an internal budget management unit structure built upon results from the detailed workload analysis study suggested in recommendation PD-4. Using a detailed understanding of key areas of workflow, the office can develop budgets at a more granular (e.g., location or unit) level to help understand the overall cost of doing business. The Office may want to couple detailed budget planning and reporting with the detailed workflow process outcome to help educate the criminal justice working group about the systemic cost of justice.

Observation and Analysis

As indicated in recommendation C-6, the Public Defender currently budgets at a department level without any sub-units. The Office used to budget for the Public Defender and Capital Defender separately, but stopped budgeting in this way at the FY13-14 year-end.

The Public Defender should focus on creating a more detailed budget that will be presented for approval to the Board of Supervisors and subsequently managed throughout the year. The more detailed budget should work in tandem with the detailed staffing and workload analysis to identify areas where resources are strained and where excess may be found.

Because operations are spread between multiple locations and units, there are multiple options by which budgets could be defined, such as:

- Administrative operations
- Legal operations
 - Felony units
 - Complex litigation unit
 - Misdemeanor units
 - Collaborative courts
- Regional divisions

Anticipated Impact

Creating a more detailed budget will allow the Public Defender to have a better understanding of the flow of revenues and expenditures for the department. It will help increase managerial effectiveness, creating a more clear picture of where resources are needed or could be used more effectively. It will also help the Office manage its resources over time, identifying trends and anomalies.

PD-6	Implement new case management system using structured delivery and quality assurance					
	Savings	3	Efficiency	1	Effectiveness	2

Overview

The Office should consider replacing the current system, DefenderData, with a case management system that allows for efficient and effective capture and reporting of case and offender information across all case types, including adult/juvenile, felony/misdemeanor, collaborative court, and other variations. Through this process, the Public Defender should seek opportunities to partner with other criminal justice system departments in order to create a system-wide platform that will facilitate management reporting and enhanced coordination across all agencies. Once approved, they should implement the system using a structured System Development Life Cycle (SDLC) process.

Observation and Analysis

According to information gathered during interviews with Public Defender personnel, an update of the case management system would prove beneficial in many ways. Additionally, to support the development of the management reporting dashboards recommended in PD-2, a modification to DefenderData or a new system is required. Current limitations of the system include:

- Inability to track initial and final charges for a client
- Difficulty to develop ad hoc reports and lack of user-friendly output
- Difficulty tracking juvenile and collaborative court client information
- Inaccurate calculations of case age due to data input constraints
- Difficulty distinguishing the true case age of a case that has been opened and closed multiple times
- Ability to select or modify attorney assignments (as evidenced by the fact that attorneys who are no longer with the agency are still identify as active case-carrying attorneys)
- Ability to identify an attorney as a volunteer, clerk, or full-time employee
- Ability to identify an attorney by geography or unit

When conducting the implementation process, the Public Defender should follow the SDLC process defined in recommendation DA-6.

Anticipated Impact

The successful implementation of a new case management system will have several beneficial impacts, including but not limited to:

- Ability to collect additional fields of data to allow for more detailed case tracking and monitoring/measuring of outcomes (e.g., identifying what the final charges and results were in a jury trial);
- Enhanced reporting outputs and facilitated data analysis;
- Ability to track cases as they progress through the system from filing, to pre-trial events, to trial, and outcomes;
- Ability to improve management of workload based on more detailed understanding of case progression and ability to target areas where delays seem to be occurring;
- Increased reliability of reported caseload figures

Overall, the system and its expected benefits will have a direct impact on Supervisors' ability to quickly assign cases as well as quickly and accurately report on management metrics through the newly-developed scorecards. It will further help increase efficiencies by allowing for the automation of certain tasks that are currently done manually.

PD-7	Implement video conferencing within Public Defender offices and county jail sites					
	Savings	3	Efficiency	1	Effectiveness	3

Overview

The Public Defender should support the countywide implementation of a video conferencing capability within the Sheriff's Office to allow for meetings between attorneys and incarcerated clients to occur virtually. Although this will not require the financial investment by the Public Defender, the Office will be required to define related policies for use of video conferencing, to include their role in the implementation plan and expectations of minimum use (e.g., utilize for all procedural case discussions). Once fully implemented, the Office should consider further opportunities to utilize video conferencing capabilities for other client, offender, victim, and attorney services. The Sheriff will need to be prepared to support this initiative with changes to its own policies and procedures, as well.

Observation and Analysis

During the course of a case, an attorney may be required to visit a client in jail to discuss confidential case matters, update a client on the next steps (i.e., procedural), or to simply maintain the attorney-client relationship. Due to the size of the County and the number of different jail facilities with different programming options and capacity considerations, clients may not be housed in the jail closest to their attorney's office. As such, attorneys may spend multiple hours a week or month driving to a jail location, waiting for clients, meeting with clients, and driving back from a jail location. Attorney-estimated figures for weekly estimates vary significantly, but provide an overall picture of the time required per attorney by such visits in the table below. Meetings were indicated to be procedural one-quarter of the time and case-specific for the remainder.

Attorneys	Drive Time (Minutes)	Wait Time (Minutes)	Meeting Time (Minutes)	Total Time Spent (Minutes)
Group 1	90	30	300	420
Group 2	120	45	90	255*
Group 3	150	105	270	525
Group 4	105	45	100	250
Totals	465	225	760	1,450
Est. Cost	\$ 419.56	\$ 203.02	\$ 685.74	\$ 1,308.32

Using an average hourly rate of Deputy Public Defender I – IV, the total cost for each meeting component per attorney per week is shown above.

Anticipated Impact

Respondents indicated that approximately 25% of meetings were procedural. Assuming that 50% of the 126 attorneys could utilize video conferencing for their procedural visits, the Office could save up to 490 hours of driving time a month, or approximately \$26,433 worth of attorney time to be used conducting other activities.

The case presented above is reflective of an initial implementation savings achievable by implementing video conferencing. If confidentiality could be ensured, an even higher percentage of client-attorney meetings could be conducted via video. Additionally, video conferencing will reduce the usage of county vehicles and will reduce the risk to personnel of experiencing an accident on the roads. However, the Office and the County in general should keep in mind that these efficiencies will not result in budget savings but will rather save time and allow the Public Defender to focus on clearing the current caseload and additional cases it is appointed to.

*Note: Group 2 estimates were provided for a single case rather than all cases for a single attorney over the course of a week. Group 2 estimates are calculated in the totals but underestimate the total effort required.

PD-8	Review and revise policies and procedures as necessary					
	Savings	3	Efficiency	3	Effectiveness	2

Overview

The Public Defender should consider undertaking an effort to review and revise policies and procedures, implementing more efficient and effective processes where feasible (e.g., utilizing technology and reducing paper trails where not required).

Observation and Analysis

With the exception of 23 policies that were updated in 2014, the Public Defender's policies were last revised in the early 2000s. Policies recently updated include Legal policies, such as, but not limited to:

- Advisory Counseling
- Clothing for Clients
- Pretrial Motions and Writs
- Pretrial Negotiation and Settlement
- Discovery
- Legal Conflict
- Social Network
- Legal Cooperation with Fellow Attorneys

The Office should be applauded for its inclusion of a social network policy considering the prevalence of social media in today's society. However, the office has 106 additional policies that have not been updated since the early 2000s, in the following categories:

- Purchasing
- Fiscal
- Legal
- Personnel
- Administration

Overall, the Public Defender may inadvertently expose itself to a fiscal or operational risk if its policies are not aligned to its current business practices.

Anticipated Impact

The Office will mitigate its risk by reviewing policies and determining whether the procedures described still align with business practices and are relevant for today's business operations. If so, policy and practice align and the Office's risk of noncompliance will be mitigated. Otherwise, it will provide an opportunity to revise policies and ensure they are in line with the Office's way of working.

Appendix I: Service Inventory

A summary of the scope of services offered in the criminal justice system

Part A: Sheriff's Office Service Inventory

Courts, Administration, Coroner				
Division	Function	Location	FTE (Filled)	Description
Administrative Services	Administration	Riverside	28.0	The Sheriff's Administration Bureau provides leadership to all Department stations, facilities, and bureaus. Through the direction from the executive team, the administrative unit manages the day to day operations of the Department as a whole. Additionally, Media Relations staff, Carry Concealed Weapons permitting unit, Public Records requests, employee records, business flow and the Department's legal counsel fall under the administrative umbrella.
	Professional Standards Bureau	Riverside	22.0	The Professional Standards Bureau conducts internal investigations regarding claims of employee misconduct, critical incidents, and issues with potential for civil liability. Works as the Department liaison with County Risk Management in the coordination of civil matters and coordinates on the release of certain Department public records.
	Media Information Bureau	Riverside	3.0	The Media Information Bureau Provides information to print, radio, television and Internet media sources about Department operations and events.
Support Services	Accounting and Finance	Riverside	40.0	The Accounting and Finance Bureau is a multi-disciplinary fiscal unit that manages the overall finances of the Department. The unit covers a variety of responsibilities, including payables, receivables, payroll, budget preparation and monitoring, purchasing, auditing, record keeping, and activity reconciliation. The work of the bureau is coordinated through the headquarters in Riverside, which oversees line staff at nearly every remote work location.
	Personnel Bureau	Riverside	21.0	The Personnel Bureau is primarily tasked with conducting the extensive background investigations and security clearances for all persons seeking employment with the Department or access to Department facilities. In order to facilitate the hiring process Personnel has developed a broad presence through marketing, advertising, Internet, and social media.
	Technical Services Bureau	Riverside	36.0	The Technical Services Bureau (TSB) provides information technology service and support to the Sheriff's Office and all outlying facilities. TSB manages and maintains a variety of department databases and links to external data systems such as CLETS, LiNX, Smart Justice, and other vendor supported computer systems. TSB also develops and evaluates new systems and makes recommendations for future needs.
	Information Services Bureau	Riverside	51.0	The Information Services Bureau (ISB) maintains a centralized inventory of all completed and archived crime reports and investigations as well as compiles state and federal statistics as required by law. ISB also serves as the County's central warrants bank and coordinates extraditions. The Telephone Reporting Unit, which is collocated with ISB, is responsible for reports where the suspect's identity is unknown as well as all minor crime reports that do not require any field investigation by patrol officers in the field.
	Grants Unit	Riverside	7.0	The Grants Unit works to administer the major Department grants and ensure funding reporting requirements are met with accurate and meaningful data. The unit acts as a resource for stations, facilities and bureaus seeking to apply for grants and coordinates these activities.

SHERIFF'S OFFICE SERVICE INVENTORY

Courts, Administration, Coroner				
Division	Function	Location	FTE (Filled)	Description
Support Services	Field Operations Fiscal Unit	Riverside	3.0	The Field Operation Fiscal Unit oversees the budgetary and accounting operations for patrol and specialized teams county wide. This includes compiling the Patrol annual budget, tracking revenue and expenditures, preparing quarterly projections and fiscal reports, supervision of accounting personnel at 12 locations and support for units without accounting personnel. The unit is the liaison between Sheriff's centralized accounting and field operations.
	Public Safety Enterprise Communications (PSEC)	Riverside	2.0	The PSEC team is a representative group of Sheriff, County Fire, EDA and RCIT technology professionals working together with Motorola Government & Public Safety Products and Solutions to ensure an integrated public safety radio and mobile data system for the County of Riverside.
	Ben Clark Training Center (BCTC) or (CTC)	Riverside	66.0	The Ben Clark Public Safety Training Center (BCTC) provides regional comprehensive law enforcement and correctional custody public safety training. This training translates into enhanced performance and smoother operations at all levels.
	Patrol Academy Trainees	Riverside	30.0	Patrol Academy Trainees are Department newly-hired trainees currently attending the sworn Basic Academy.
	Coachella Valley Dispatch Center	Riverside	169.0	The Coachella Valley Dispatch Center primarily serves the eastern county, but is interfaced with both the Central and Blythe Dispatch Centers. Coachella Valley dispatch supports the enforcement efforts of the Riverside Sheriff's Office by serving as the public safety answering point for emergency and non-emergency calls, entering and dispatching calls for service, maintaining constant radio communications with personnel in the field, answer requests for information, keeps records of activities, and coordinate with resources both inside and outside the Department. The Coachella dispatch center additionally provides remote coverage for the Blythe Dispatch Center as needed.
	Blythe Dispatch Center	Riverside		The Blythe Dispatch Center is collocated with the Colorado River Sheriff Station and primarily serves the Blythe area, but is interfaced with both the Central and Coachella Valley Dispatch Centers. The Blythe Dispatch Center supports the enforcement efforts of the Riverside Sheriff's Office by serving as the public safety answering point for emergency and non-emergency calls, entering and dispatching calls for service, maintaining constant radio communications with personnel in the field, answer requests for information, keeps records of activities, and coordinate with resources both inside and outside the Department. The staff also performs clerical functions for the Colorado River Station.
	Central Dispatch Center	Riverside		The Central Dispatch Center serves as dispatch headquarters and primarily serves the western county, but is interfaced with both the Coachella Valley and Blythe Dispatch Centers. Supports the enforcement efforts of the Riverside Sheriff's Office by serving as the public safety answering point for emergency and non-emergency calls, entering and dispatching calls for service, maintaining constant radio communications with personnel in the field, answer requests for information, keep records of activities, and coordinate with resources both inside and outside the Department. Provides back-up and emergency coverage for outside agencies as needed. Fleet Services, which is also headquartered at Central Dispatch, orders new vehicles, facilitates the installation of all emergency equipment and parts, and assigns new vehicles to bureaus within the department.

SHERIFF'S OFFICE SERVICE INVENTORY

Courts, Administration, Coroner				
Division	Function	Location	FTE (Filled)	Description
Support Services	Court Services- East	Indio	45.0	The Sheriff's Court Services Division serves as an officer of the court and is responsible for security in the courts, execution of orders issued by the court, and service and enforcement of civil processes. This office serves the Larson Justice Center (LJC) in Indio, the Juvenile Court in Indio, the Palm Springs Court, and the Blythe Court.
	Court Services- Central	Hemet	56.0	The Sheriff's Court Services Division serves as an officer of the court and is responsible for security in the courts, execution of orders issued by the court, and service and enforcement of civil processes. This office serves the Southwest Justice Center (SWJC), the Temecula Court, the Hemet Court, and the Banning Court.
	Court Services- West	Riverside	85.0	The Sheriff's Court Services Division serves as an officer of the court and is responsible for security in the courts, execution of orders issued by the court, and service and enforcement of civil processes. This office serves the Historic Court, Hall of Justice (HOJ), Family Law Court, Juvenile Court, and Self-Help Center in Riverside, as well as the Moreno Valley and Corona Courts.
	CAC Security	Riverside	3.0	The CAC Security group provides security at the County Administrative Center in Riverside, for all meetings of the Riverside County Board of Supervisors, and for all county entities operating within the CAC. Under the direction of Court Services West supervision, officers provide enhanced security at the County Administrative Center in Riverside.
	Coroner East	Indio	11.0	The Coroner investigates and reports on all violent, sudden or unusual deaths of persons within the County as established by California law. The Coroner's Bureau East is tasked with conducting inquiries into all suspicious and unnatural deaths within the East side of the County of Riverside. In all cases which come under its jurisdiction, the Coroner's Bureau will conduct thorough Medico-Legal Death Investigations in order to determine the Manner, Mode, and Cause of Death for each decedent. Deputy Coroners establish medical facts pertaining to each case. Additionally, they direct medical and other scientific personnel to establish and provide information necessary to carry out this mandate.
	Coroner West	Perris	26.0	The Coroner investigates and reports on all violent, sudden or unusual deaths of persons within the County as established by California law. The Coroner's Bureau West is tasked with conducting inquiries into all suspicious and unnatural deaths within the West side of the County of Riverside.
	Coroner's Forensics- East	Thermal	5.0	The forensic center is where each death under the Coroner's jurisdiction gets a thorough examination. The receiving process includes undressing, weighing, obtaining an ID photograph, obtaining fingerprints and documenting property.
	Coroner's Forensics- West	Perris	13.0	The forensic center is where each death under the Coroner's jurisdiction gets a thorough examination. The receiving process includes undressing, weighing, obtaining an ID photograph, obtaining fingerprints and documenting property.
	Coroner Incident Response Team (CIRT)	Perris	N/A	The Coroner Incident Response Team (CIRT) is a specialized unit within the Coroner's Bureau trained to handle incidents which require additional technical expertise. The CIRT team responds to buried body cases, cases that require a body to be extricated from a confined space or up high angles, in remote areas requiring technical rope recovery skills, cases where the body has been exposed to hazardous materials, and mass fatality incidents. The personnel figures are included in the Coroner East and West figures.
	Public Administrator- East/West	Perris	17.0	The Public Administrator bureau is responsible for investigations of deaths of persons without known next of kin, estate management, trust administration, probate court order to show cause investigations, financial elder abuse investigations, and indigent burial or cremation program.

SHERIFF'S OFFICE SERVICE INVENTORY

Courts, Administration, Coroner				
Division	Function	Location	FTE (Filled)	Description
Support Services	Sheriff CAL-DNA	Riverside	N/A	The California Identification System (CAL-ID) is the automated system maintained by the Department of Justice for retaining fingerprint files and identifying latent fingerprints. Riverside CAL-ID entered into an agreement with San Bernardino County to develop a regional DNA laboratory to support law enforcement agencies in both counties. Funding comes from city and agency assessments of 91 cents per capita imposed on all cities and unincorporated areas of both counties as well as from CAL-ID trust fund revenue.
	Sheriff CAL-Photo	Riverside	N/A	CAL-Photo funds the Riverside and San Bernardino counties computerized photo-imaging system used to identify suspects. This function is funded with penalty assessments imposed by the state on criminal court cases and dispositions.
	CAL-ID	Riverside	28.0	The California Identification System (CAL-ID) is an automated fingerprint system maintained by the Department of Justice for retaining and identifying fingerprints. The Riverside – San Bernardino Mobile ID is a unique project unlike any other in the state that allows the team to search the California Department of Justice (DOJ) database. Deputies and police officers can capture thumbprints from an individual and check their identity against local and state criminal databases.
	Chaplain Corps	Riverside	1.0	Provides support for employees and the public at the scene of traumatic incidents. There is one paid Chaplain within support and additional Chaplains are volunteers or in support of corrections.
Corrections				
Division	Function	Location	FTE (Filled)	Description
Corrections Operations	Blythe Jail	Blythe	32.0	Built in 1964, the Blythe Jail is adjacent to the Colorado River Station and serves the entire Palo Verde Valley area. This Type II facility is a small, but full-service jail and serves the local court. The Blythe Jail has 115 inmate beds and serves as a booking facility for the local community.
	Indio Jail	Indio	227.0	Located in the City of Indio, the Indio Jail serves the Coachella Valley which has experienced rapid growth over the past two decades. The facility directly serves the local court, known as the Larson Justice Center. Indio Jail is a Type II jail and is in the process of being replaced by the East County Detention Center (ECDC), which is being constructed around it. When complete in approximately 2018, ECDC will be Riverside County's largest jail complex. The Indio Jail currently has 353 inmate beds and serves as a booking facility for the local community.
	SCF - Larry D. Smith Correctional Facility	Banning	411.0	Located in the city of Banning, the Smith Correctional Facility is currently the Department's largest correctional facility with 1,520 inmate beds. The facility is also home to several Corrections Division programs such as the Supervised Electronic Confinement Program, Work Release Program, Residential Substance Abuse Treatment program, Sheriff's Inmate Training and Education Bureau, a commercial printing shop, centralized warehouse and laundry services, as well as other counseling, vocational, and educational programs.
	SWDC - SW Detention Center	Murrieta	297.0	Opened in 1993, the Southwest Detention Center is located in the southwest portion of Riverside County, adjacent to the cities of Temecula and Murrieta, in an area known as French Valley. This Type II facility is connected to the Southwest Justice Center and currently has 1,111 beds and serves as a booking facility for the local community.

SHERIFF'S OFFICE SERVICE INVENTORY

Corrections				
Division	Function	Location	FTE (Filled)	Description
Corrections Operations	RPDC - Robert Presley Detention Center	Riverside	409.0	Located in the downtown area of Riverside, California, the Robert Presley Detention Center staffing includes Hospital Security Unit located at Riverside University Health System. This Type II facility is the busiest facility for bookings and houses many inmates needing specialized handling and care. RPDC currently has 815 inmate beds and serves as a booking facility for the local communities.
	RCRMC - Riverside County Regional Medical CTR	Moreno Valley	13.0	The RCRMC Hospitals Detention center ensures the safety and security of the poisoners, hospital patients, visitors, staff, and the public that utilize all the facilities that make up Health and Hospitals. The department's focus is to instill a sense of peace and order in a safe environment.
Corrections Support	Sheriff's Inmate Training and Education Bureau (SITE-B)	Banning	43.0	SITE-B operates within the Corrections Division of the Riverside County Sheriff's Office. SITE-B administers programs that target substance abuse, criminal thinking, and behaviors, and specialized needs to veteran offenders. Inmate programs and services also include adult basic and vocational education, religious and volunteer services, transitional programs and community linkages, occupational training and inmate services.
	Corrections Planning	Riverside	8.0	The Sheriff's Planning and Research Unit oversees construction projects, major maintenance issues, and evaluates the detention facilities compliance with Titles 15 and 24, which are the minimum requirements for inmates in county jails and the building codes to which jails are to be constructed. The unit also tracks Corrections personnel movement, staffing levels, and updates the division's policies and procedures. Additionally, monthly evaluations are conducted on areas of operations within the detention facilities by the Quality Assurance Team. Inspections such as the BSCC biennial inspection and the yearly commanders' inspections are also coordinated through the Planning and Research Unit
	RASP - Riverside Alt Sentencing Program & Headcount Management Unit	Riverside	88.0	The Sheriff's Office operates alternative sentencing programs which are designed to provide relief to the overcrowding prevalent in the jail system. These programs allow qualifying inmates to serve their sentence outside of the county jail, through home confinement, a fire camp facility supervised by the California Department of Corrections and Rehabilitation (CDCR) or the Work Release Program. The Sheriff's Office's RASP Unit manages the Work Release Program in cooperation with the Courts.
	Correction Transportation Unit	Each Jail	N/A	The Correctional Facility Transportation Unit is responsible for the transport of all inmates in the Sheriff's custody to balance system population and to ensure inmates are in the correct location to attend court or other scheduled appointments. Full time equivalent staffing figures are integrated with jail facility staffing counts.
	Corrections Academy Trainees	Riverside	26.0	The corrections academies are highlighted by the Basic Correctional Deputy Academy which is a 368-hour course that exceeds the minimum training requirements of section 179 of the California Code of Regulations and meets the 832 P.C. training requirements of 831.5 P.C. In addition to the STC requirements, this course includes a number of specialized courses including but not limited to: hostage management, interview and interrogation, baton techniques, first aid & CPR certification, officer liability, drill and ceremony, staff sexual misconduct with inmates, gangs, defensive tactics, and emergency response training (ERT).

SHERIFF'S OFFICE SERVICE INVENTORY

Field Operations				
Division	Function	Location	FTE (Filled)	Description
West Field Operations	Perris Station	Perris	197.0	The Perris Station serves the contract cities of Canyon Lake, Menifee, and Perris. This station also covers the communities of Gavilan Hills, Glen Valley, Homeland, Juniper Flats, Lake Mathews, Lakeview, Nuevo, Mead Valley, Romoland, Winchester, and Woodcrest. The stations is also home to the Dive Team, which provides underwater search and recovery services for the community and allied agencies. The station also provides School Resource Officers (SRO's) to three school districts.
	Moreno Valley Station	Moreno Valley	217.0	The Moreno Valley Station provides patrol services for the City of Moreno Valley, the Riverside University Health System, the Moreno Valley School District, the Val Verde Unified School District, and the March Joint Powers Authority. This station also serves the unincorporated communities of University City, Box Springs Mountain/Spring Hills, Reche Canyon, and the Moreno March communities.
	Jurupa Valley Station	Jurupa Valley	209.0	The Jurupa Valley Station provides service to the contract cities of Norco, Eastvale and Jurupa Valley, and for the unincorporated areas of Coronita, El Cerrito, Highgrove, Home Gardens, and Lake Hills, Prado Basin and portions of the Cleveland National Forest. The station also provides School Resource Officers (SRO's) to two school districts.
	Forensics East	Thermal	28.0	Forensics East provides on-scene forensic support and evidence collection at crime scenes as well as in lab forensic examinations to include document examination. This facility serves Eastern county and is collocated with Thermal Station.
	Forensics West	Perris		Forensics West provides on-scene forensic support and evidence collection at crime scenes as well as in lab forensic examinations to include document examination. This facility serves as forensic services headquarters, is collocated with the Perris Station, and primarily serves the Western and Mid County areas.
	Special Investigations Bureau (SIB)	Palm Desert, Riverside	30.0	Located in Riverside and Palm Desert, SIB West and East has supervision at both locations. The administration is housed at SIB-West. The main function of SIB is to provide advanced levels of investigative support throughout the county and the contract cities served by the Sheriff. The following units fall under the command and control of SIB: Central Homicide, CATCH, RAID, Major State and Federal Drug Task Forces, Crime Analysis Unit, Anti-Human Trafficking Trask Force, and the Criminal Intelligence Unit.
	Central Homicide Unit	Riverside	30.0	The Central Homicide Unit (CHU) conducts investigations of homicides, suspicious deaths, child deaths, and officer-involved shootings that occur in unincorporated Riverside County and the contract cities served by the Sheriff. These investigations may also be conducted in many municipalities within the County that lack the resources to perform their own major and complex investigations.
	Crime Analysis Unit	Riverside	16.0	The Crime Analysis Unit provides support for the analysis of criminal activity and crime trends throughout the county and contract cities to assist patrol and investigators.
	Riverside Auto Theft Interdiction Detail	Riverside	4.0	The Riverside Auto-theft Interdiction Detail (RAID) is a multi-agency task force funded 70% though VLF whose mission is to combat auto theft throughout the County.
	CATCH Team	Banning	8.0	The Computer and Technology High tech Crime Response Team (CATCH) is dedicated to assisting with any criminal matter involving a high tech nexus. Investigations CATCH assists with include but are not limited to: Homicides, Robberies, Kidnapping, Arson, Child Molestation and Exploitation, Possession and distribution of child pornography, Public Integrity, Internal Agency Investigations, Network Intrusions, Social Media Threats, and Cyber Stalking.

SHERIFF'S OFFICE SERVICE INVENTORY

Field Operations				
Division	Function	Location	FTE (Filled)	Description
West Field Operations	Drug Task Force	Riverside	N/A	The Drug Task Force teams provide mid to major level drug trafficking investigations through state and federal task forces. These major investigations cannot be done at a station level. The Drug Task Forces personnel figures are included in various station totals.
	Criminal Intelligence Unit (CIU)	Riverside	N/A	The primary focus of the Criminal Intelligence Unit is investigating organized crime, counter terrorism, and major public integrity crimes. Personnel figures are included as part of SIB.
	Anti-Human Trafficking Task Force	Riverside	N/A	The Riverside County Anti-Human Trafficking Task Force is a collaboration of agencies working together to: identify and rescue victims of human trafficking, investigate, identify, apprehend, and prosecute those engaged in human trafficking, and promote greater public awareness through marketing, trainings, and understanding of the nature and scope of human trafficking within the County. Personnel figures are included allotted to SIB.

SHERIFF'S OFFICE SERVICE INVENTORY

Field Operations				
Division	Function	Location	FTE (Filled)	Description
Central Field Operations	Cabazon Station	Cabazon	198.0	The Cabazon Station provides patrol service to the mid-county Pass area, to include the unincorporated communities around the cities of Beaumont and Banning, as well as contract services to the city of Calimesa and the Morongo Indian Reservation. Communities included in this area are: Calimesa, Cherry Valley, Poppet Flats, San Gorgonio, San Timoteo Canyon, Twin Pines, and Whitewater. The Cabazon Station also serves as headquarters for the Department's K-9 operations and Pursuit Review Committee.
	Hemet Station	Hemet	121.0	The Hemet Station provides patrol service to the areas around the city of Hemet, within the city of San Jacinto and to other unincorporated communities. Communities included in this area are: Aguanga, Anza, Cahuilla, Garner Valley, Gilman Hot Springs, Green Acres, Idyllwild, Lake Riverside, Mountain Center, Pine Cove, Pine Meadow, Ramona, Sage, Santa Rosa, Soboba, Soboba Hot Springs, and Valle Vista. The station is home to the Tribal Liaison Unit, which builds and fosters relationships within the Native American Communities in Riverside County. The station also provides law enforcement services to the Mount San Jacinto Community College District and SRO's to two school districts.
	Southwest Station	Murrieta	167.0	The Southwest Station provides patrol services for the contract city of Temecula and the De Luz Community Services District, as well as other unincorporated communities of De Luz, French Valley, Murrieta Hot Springs, and Pechanga. The station also provides School Resource Officers (SRO's) to one school district.
	Lake Elsinore Station	Lake Elsinore	131.0	The Lake Elsinore Station, at the western edge of the county, provides patrol services for the contract cities of Lake Elsinore and Wildomar. This station also covers the communities of Alberhill, El Cariso, Glen Eden, Glen Ivy Hot Springs, Good Hope, La Cresta, Lakeland Village, Meadowbrook, Ortega Hills, Temescal Valley, and Warm Springs.
	Gang Task Force (GTF)	Cabazon	15.0	GTF is a multi-agency regional anti-gang task force comprised of local, state, and federal law enforcement officers focused on the suppression, prevention and intervention of criminal street gangs.
	Sexual Assault Felony Enforcement Task Force (S.A.F.E)	Riverside	N/A	Included in the personnel figures of GTF, SAFE is a multi-agency unit that uses the combined expertise and resource of various law enforcement agencies as well as the District Attorney's office in order to provide a comprehensive approach in identifying, monitoring and enforcing registration requirement for sex offenders in Riverside County.
	Sheriff's Emergency Response Team (SERT)	Riverside	5.0	SERT includes the disaster response and search and rescue teams. SERT provides technical equipment and personnel for emergency preparedness and incident management for large scale emergencies or events both natural and manmade.
	Tribal Liaison Unit	Riverside	1.0	To build and foster relationships within the Native American Communities in Riverside County, the Tribal Liaison Unit provides information and training to department personnel as well as the tribal members. The unit's personnel are included in station total counts; and are encouraged to be creative in the Department's approach to improving service and the quality of life on the reservations.
	Department K-9 Unit	Riverside	N/A	RSO's 23 personnel within the Department K9 Team staffed from patrol stations and jails from throughout the County. The Riverside County Sheriff's Office currently has seventeen dual-purpose K9 teams trained to apprehend criminals, and detect narcotics. Additionally, the unit has a bloodhound team and specifically-trained corrections K-9s.

SHERIFF'S OFFICE SERVICE INVENTORY

Field Operations				
Division	Function	Location	FTE (Filled)	Description
East Field Operations	Colorado River Station	Blythe	82.0	The Colorado River Station provides patrol service to the unincorporated area from Red Cloud Road on the west, to the Arizona state line on the east, and county line to county line on the north and south. Communities included in this area are: Colorado River Indian Tribe, Desert Center, Eagle Mountain, East Blythe, Midland (Long Term Visitor Area), Nicholls Warm Springs (Mesa Verde), and Ripley.
	Thermal Station	Thermal	178.0	The Thermal Station provides patrol services for the eastern half of the Coachella Valley. In addition to contract police services for the cities of Coachella and La Quinta, and the Southern Coachella Valley Community Services District, the station provides law enforcement for the unincorporated communities of Bermuda Dunes, Chiriaco Summit, Indio Hills, Mecca, Thermal, North Shore, Oasis, Vista Santa Rosa, and the Augustine, Cabazon, Torres-Martinez, and Twenty-Nine Palms Indian Reservations. The station also provides school resource officers (SROs) to two school districts.
	Palm Desert Station	Palm Desert	198.0	The Palm Desert Station covers patrol duties for the western half of the Coachella Valley's unincorporated areas. The Sheriff's Office contracts with the cities of Indian Wells, Palm Desert and Rancho Mirage. Police services are also provided to the unincorporated communities of Andreas Hills, Joshua Tree National Park, North Palm Springs, Painted Hills, Pinyon Pines, Sky Valley, Desert Edge, and Thousand Palms, and the Agua Caliente Indian Reservation. The station also provides School Resource Officers (SROs) to two school districts.
	Special Enforcement Bureau (SEB)	Banning	37.0	SEB provides patrol support using advanced tactical and specialty trained personnel and equipment for high-risk situations, aerial support, hazardous devices (bombs), crisis negotiations, off-road enforcement, and fugitive apprehension.
	Special Weapons and Tactics (SWAT)	Riverside	N/A	The Riverside County SWAT team is a designated group of deputies who are selected, trained, and equipped to work as a coordinated team to resolve critical incidents that are so hazardous, complex, or unusual that they may exceed the capabilities of first responders or investigative units. Their purpose is to increase the likelihood of safely resolving critical incidents. SWAT personnel figures are allotted under SEB.
	Crisis Negotiation Team	Riverside	N/A	The Crisis Negotiation Team is staffed under the SEB and provides on-scene negotiation support to Special Enforcement deployments to include hostage and barricaded suspect negotiations. The Crisis Negotiation team's personnel figures are included in station totals. Members of the Crisis Negation team are staffed at various locations throughout the County and only respond when called for service.
	Felony Warrant Enforcement Team (FWET)	Riverside	N/A	The Felony Warrant Enforcement Team is staffed under the SEB. Their mission is to locate, monitor, and apprehend suspects with felony warrants throughout Southern California.
	Aviation	Hemet	17.0	The Aviation Unit provides advanced specialty trained personnel, aircraft and helicopter support for patrol operations and search and rescue incidents.
	Hazardous Device Team	Riverside	8.0	The Hazardous Device Team (HDT) provides trained experts in numerous types of explosive devices as well as chemical agents with specialty equipment to handle or disarm hazardous devices throughout the county.
	Riverside Off Road Vehicle Enforcement (ROVE)	Banning	7.0	The ROVE team actively patrols off-road locations throughout Riverside County and takes enforcement action against illegal off-road activity.

Part B: Probation Department's Service Inventory

Administrative and Business Services					
Division	Function	Location	FTE (Filled)	FTE (Vacant)	Description
Executive Management	Executive Team	Riverside	10.0	0.0	Includes the Chief Probation Officer and his executive team, plus the executive support staff. Provides executive management and leadership to promote the Probation Department's mission, including organizational development, strategic planning, operational oversight, and overall personnel and infrastructure management.
Human Resources	Administration	Riverside	4.0	1.0	Provides management oversight and leadership for the Human Resources division; also provides administrative support services.
	Backgrounds/ Recruiting	Riverside	14.0	0.0	Conducts recruitment and background checks for potential employees and volunteers.
	Professional Standards	Riverside	3.0	0.0	Conducts internal affairs investigations, entailing interviews of subject(s) and witnesses, collecting documentation, and preparing investigation report with recommendations. Adheres to POBOR requirements regarding due process and timelines.
	Support Personnel and Payroll	Riverside	7.0	1.0	Conducts payroll processes which consist of semi-automated and manual systems which require a significant investment of time on a monthly basis. The County is embarking on an automated payroll system.
	Liability Management and Standards Compliance	Riverside	5.0	0.0	Processes leave management, including return to work procedures, and grievances, Workers Comp, FMLA, etc.
	Staff Development	Riverside	5.0	1.0	Develops and conducts all probation-specific training for all staff. Facilitates completion of state-required and approved training for all peace officers.
	Public Relations	Riverside	3.0	4.0	Manages the Department's public image and social media platforms, focusing on public relations, reputation management recruitment, and public records requests.
Fiscal Services	Administration	Riverside	2.0	0.0	Provides management oversight and leadership for the Fiscal Services division; also provides administrative support services.
	Management Reporting	Riverside	6.0	1.0	Leads development and monitoring of the budget. Provides quarterly reports to the Board of Supervisors and develops financial reports throughout the year. Also responsible for grant accounting.
	Contract, Grants, and Procurement	Riverside	3.0	2.0	Responsible for contract and grant management and procurement. Works with other county agencies as necessary to jointly apply for and manage grants.
	Facility Management / Safety Program	Riverside	3.0	0.0	Maintains responsibility for the maintenance of Probation's multiple facilities. Conducts all safety assessments, furnishing requirements, and space acquisition and planning. Reports on facility incidents relating to workers compensation and employee injuries.
	Accounting / Auditing	Riverside	4.0	0.0	Primarily responsible for the payment of goods and services rendered to the Probation Department. Helps ensure that payment terms meet county and state policies.

PROBATION DEPARTMENT SERVICE INVENTORY

Administrative and Business Services					
Division	Function	Location	FTE (Filled)	FTE (Vacant)	Description
Information Technology Management	Administration	Riverside	1.0	0.0	Provides management oversight and leadership for the Information Technology management division; also provides administrative support services.
	JAMS QA Unit	Riverside	6.0	3.0	Maintains JAMS, develops reports as required, train staff and conduct quality assurance.
	Research Unit	Riverside	2.0	2.0	Identifies opportunities for enhanced data collection to facilitate reporting and evidence-based practices. Researches best practices for evidence-based programming.
	Support Staff	Riverside	1.0	1.0	Provides administrative support for RCIT staff housed within the Probation Department.
	RCIT Staff	Riverside	8.0	0.0	Manages network administration, provides IT user support, and leads development of the new JAMS 2.0 application.
Field Services					
Adult Services Division	Adult Services Management	Riverside	3.0	0.0	Includes division management and administrative support staff. Has overall responsibility for identifying hiring needs, ensuring compliance with training requirements, evaluating employee performance management, and overseeing daily duties of the division's functions.
	Investigations	Riverside	9.0	2.0	Conducts objective pre-sentencing reports for offenders, as required by the penal code. Makes a recommendation based on circumstances of the offense, a review of available information and interviews of relevant parties.
	Supervision	Riverside	39.0	1.0	Conducts entrance assessment via the COMPAS tool to identify a risk level for offenders (low - high risk; rating 1 - 3). Provides supervision by engaging offenders and ensuring compliance with their terms and conditions of probation (e.g., offender and collateral contacts, service referrals, compliance checks, etc.) based on risk level. Focuses on community safety, offender accountability and rehabilitation using evidence-based practices. Specialized programs entail additional programming for caseloads where topics are determined to be relevant and necessary. Provides supervision services in the cities of Riverside and Jurupa Valley.
	Recovery Opportunity Center	Riverside	2.0	1.0	Works collaboratively with the DA, PD, Mental Health and the Court to provide recovery-oriented services to offenders with substance abuse issues. Serves as an intensive, structured program that provides the treatment offenders require.
	Veterans Court	Riverside	2.0	0.0	Veterans Court supervises felony and misdemeanor veterans through a comprehensive judicially monitored program of treatment and rehabilitation services. A partnership among the Court, Veterans Administration Healthcare System (VA), DA, PD, and Mental Health; the program structures treatment intervention around a collaborative courtroom atmosphere that includes personal involvement of a single judge. The treatment team works together toward the common goal of increasing public safety by treating veterans to break the cycle of substance abuse and criminal behavior, address mental health issues and reduce recidivism.

PROBATION DEPARTMENT SERVICE INVENTORY

Field Services (continued)					
Division	Function	Location	FTE (Filled)	FTE (Vacant)	Description
Adult Services Division (Continued)	Adult Services Management	Riverside	3.0	0.0	Includes division management and administrative support staff. Has overall responsibility for identifying hiring needs, ensuring compliance with training requirements, evaluating employee performance management, and overseeing daily duties of the division's functions.
	Adult / Juvenile / Investigations / Supervision	Banning	7.0	1.0	Provides pre-sentencing investigations and supervision of offenders as described above. This unit is jointly operated in Banning due to the regional demand being overall lower than in Riverside.
	AB109 Intake / Assessment	Riverside	10.0	0.0	Processes intake AB109 offenders, assesses for likelihood to recidivate and determines resulting case plan.
	AB109 Supervision	Riverside	17.0	2.0	Provide supervision for AB109 offenders.
	AB109 – Adult/ Juvenile Investigation / Supervision	Riverside	8.0	0.0	Provide offender investigation and supervision services for both juvenile and adult AB109 offenders.
	Support Staff	Riverside – Franklin	6.0	1.0	Provide administrative and support services in physical probation office locations.
	Support Staff	Riverside – Iowa Center	15.0	5.0	Provide administrative and support services in physical probation office locations.
	Support Staff	Banning	3.0	2.0	Provide administrative and support services in physical probation office locations.

PROBATION DEPARTMENT SERVICE INVENTORY

Field Services					
Division	Function	Location	FTE (Filled)	FTE (Vacant)	Description
Desert Services	Desert Services Management	Indio	3.0	0.0	Includes division management and administrative support staff. Has overall responsibility for identifying hiring needs, ensuring compliance with training requirements, evaluating employee performance management, and overseeing daily duties of the division's functions.
	Adult Investigation	Indio	9.0	1.0	Conducts objective pre-sentencing reports for offenders, as required by the penal code. Makes a sentencing recommendation based on circumstances of the offense, a review of available information and interviews of relevant parties.
	Adult Supervision	Indio	9.0	1.0	Focuses on community safety, offender accountability, and rehabilitation using evidence-based practices. Specialized programs entail additional programming for caseloads where topics are determined to be relevant and necessary. Provides supervision services in the Indio area.
	Juvenile Supervision	Indio	4.5	0.0	Supervises youth on probation in the Indio area based on results from the Wisconsin Delinquency Risk Assessment. Works in conjunction with the local district attorney's office to provide diversion services for youths who have committed minor offenses, and provides specialized programs/services for youth based on their individual needs.
	Juvenile Investigation	Indio	4.5	0.0	Conducts the investigation and preparation of criminal and civil court reports for youth in the Indio area. Processes in-custody intake, prepares detention reports for courts, and processes out-of-custody applications for Juvenile Court petitions.
	AB109 Supervision	Indio	7.0	0.0	Provides offender investigation and supervision services for both juvenile and adult AB109 offenders.
	AB109 Supervision/ Assessments	Indio	9.0	1.0	Processes intake AB109 offenders, assesses for likelihood to recidivate and determines the resulting case plan.
	Adult Supervision	Palm Springs	6.5	1.0	Focuses on community safety, offender accountability, and rehabilitation using evidence-based practices. Specialized programs entail additional programming for caseloads where topics are determined to be relevant and necessary. Provides supervision services in the Palm Springs area.

PROBATION DEPARTMENT SERVICE INVENTORY

Field Services (continued)					
Division	Function	Location	FTE (Filled)	FTE (Vacant)	Description
Desert Services (continued)	Juvenile Supervision	Palm Springs	3.5	0.0	Supervises youth on probation in the Palm Springs area based on results from the Wisconsin Delinquency Risk Assessment.
	Juvenile Supervision / Investigation	Blythe	1.33	0.0	Supervises youth on probation in the Blythe area based on results from the Wisconsin Delinquency Risk Assessment. Conducts the investigation and preparation of criminal and civil court reports for youth in Blythe.
	Adult Investigation	Blythe	2.0	0.0	Conducts objective pre-sentencing reports for offenders, as required by the penal code. Based on circumstances of the offense, reviews available information, interviews relevant parties, and makes a sentencing recommendation.
	Adult Supervision	Blythe	4.83	3.0	Focuses on community safety, offender accountability, and rehabilitation using evidence-based practices. Specialized programs entail additional programming for caseloads where topics are determined to be relevant and necessary. Provides supervision services in the Blythe area.
	Support Staff – Adult Services	Indio	6.5	3.0	Provides administrative and support services in physical probation office locations.
	Support Staff – Juvenile Services	Indio	3.5	1.0	Provides administrative and support services in physical probation office locations.
	Support Staff – Blythe	Blythe	3.0	0.0	Provides administrative and support services in physical probation office locations.
	Support Staff – Palm Springs	Palm Springs	1.0	1.0	Provides administrative and support services in physical probation office locations.
Field Projects	Field Projects Administration	Riverside	4.0	1.0	Includes division management and administrative support staff. Has overall responsibility for identifying opportunities for enhanced programming and services (utilizing grant funds) related to realignment and CCPIA offenders, evaluating performance of existing projects, employee performance management, and overseeing daily duties of the functions within the Field Projects Division.
	Pretrial Services	East County	11.0	2.0	Makes contact with newly-arrested offenders and utilizes the VPRAI to determine if the offender may be a safe risk to release to probation in advance of the trial. Provides supervision services as required for offenders who are released pre- and post-arraignment based on the pretrial investigation. One officer is dedicated to the supervision component in the Desert region.
	Pretrial Services	West County	8.0	1.0	Makes contact with newly-arrested offenders and utilizes the VPRAI to determine if the offender may be a safe risk to release to probation in advance of the trial. Provides supervision services as required for offenders who are released pre- and post-arraignment based on the pretrial investigation. One officer is dedicated to the supervision component in the Riverside area.
	Pretrial Services	South County	9.0	2.0	Makes contact with newly-arrested offenders and utilize the VPRAI to determine if the offender may be a safe risk to release to probation in advance of the trial. Provides supervision services as required for offenders who are released pre- and post-arraignment based on the pretrial investigation. Two officers are dedicated to the supervision component in Southwest region.

PROBATION DEPARTMENT SERVICE INVENTORY

Field Services (continued)					
Division	Function	Location	FTE (Filled)	FTE (Vacant)	Description
Field Projects (continued)	Day Reporting Center	Riverside	5.33	1.0	Provides a physical location to connect eligible offenders to multiple county agencies (e.g., Probation, Mental Health, Public Health, Workforce Development, DPSS, Riverside County Office of Education) and provides programs and services to help the offender make a successful transition back to the community.
	Day Reporting Center	Temecula	4.33	1.0	Provides a physical location to connect eligible offenders to multiple county agencies (e.g., Probation, Mental Health, Public Health, Workforce Development, DPSS, Riverside County Office of Education) and provides programs and services to help the offender make a successful transition back to the community.
	Day Reporting Center	Indio	5.33	0.0	Scheduled to open April/May 2016. Will provide a physical location to connect eligible offenders to multiple county agencies (e.g., Probation, Mental Health, Public Health, Workforce Development, DPSS, Riverside County Office of Education) and provide programs and services to help the offender make a successful transition back to the community.
	CCPIA / EBSP	Riverside	7.0	0.0	Provides training related to motivational interviewing and Courage to Change journaling techniques (evidence-based practices) and other behaviors to help probation officers have positive interactions with their clients and help ensure buy-in. Codes interviews and identifies opportunities for improvement and best practices to incorporate into training.
	AB109	Riverside	4.25	0.0	Identifies housing opportunities for AB109 offenders. Provides training related to the use of the COMPAS assessment tool. Reports on statistics related to the AB109 population, reviews new legislation and identifies potential solutions on an ad hoc basis.
	AB109 – Transition & Reentry Unit (TRU)	Riverside	8.75	0.0	Places probation officers in jails to assist Mandatory Supervision offenders with re-entry into society after their sentences are complete. The program varies based on the individual jail's operations, but is available in all jails, including Blythe.

PROBATION DEPARTMENT SERVICE INVENTORY

Field Services (continued)					
Division	Function	Location	FTE (Filled)	FTE (Vacant)	Description
Juvenile Services	Juvenile Services Management	Riverside	3.0	0.0	Includes division management and administrative support staff. Has overall responsibility for identifying hiring needs, directing use of juvenile-specific grant funds, evaluating performance of existing projects, employee performance management, and overseeing daily duties of the functions within the division.
	CWSOIP	Riverside	6.0	0.0	Includes CWSOIP (Child Welfare Services Outcome Improvement Project), focused on reporting outcomes to the California Department of Public Social Services in addition to WrapAround and Independent Living Program (ILP) supervision for juveniles.
	Juvenile Intake	Riverside	8.0	0.0	Conducts intake assessments, reviews offender's cases and makes a determination whether or not to divert from court into community-based programming. Completes objective pre-dispositional reports for offenders, as required by the Welfare and Institutions Code. Makes a sentencing recommendation based on circumstances of the offense, a review of available information and interviews of relevant parties. Completes civil investigative reports as required by the California Family Code regarding Abandonment and Step-parent Adoption cases.
	Juvenile Investigations	Riverside	8.0	0.0	Completes objective pre-dispositional reports for offenders, as required by the Welfare and Institutions Code. Makes a sentencing recommendation based on circumstances of the offense, a review of available information and interviews of relevant parties.
	Juvenile Placement	Riverside	21.0	0.0	Provides placement opportunities for juveniles who have not been successful under conventional supervision. Three placement opportunities (Private Placement, NREFM, and Dual Status) are available. Also, provides community supervision for youth in Extended Foster Care.
	Juvenile Supervision	Riverside	19.0	0.0	Provides conventional community supervision for juveniles in the Riverside and Corona areas. In addition, in Riverside, provides supervision of juveniles released from the Division of Juvenile Justice (DJJ). In Corona, provides supervision of diverted youth in the Youth Diversion Team (YDT) operated by the Corona Police Department. Also provides court-ordered reports and recommendations for case plans based on compliance issues and rehabilitation.
	Corona Adult Supervision	Corona	9.0	0.0	Provides supervision based on case plan and risk level primarily for AB109 and CCPIA offenders in the Corona area.
	Support Staff – Intake	Riverside	6.0	0.0	Provides administrative and support services specific to juvenile intake in physical probation office locations.
	Support Staff – Riverside Placement	Riverside	7.0	0.0	Provides administrative and support services specific to youth placement in physical probation office locations.
	Support Staff – Corona	Corona	3.0	1.0	Provides administrative and support services in physical probation office locations.

PROBATION DEPARTMENT SERVICE INVENTORY

Field Services (continued)					
Division	Function	Location	FTE (Filled)	FTE (Vacant)	Description
Southwest Services	Division Management	Southwest	3.0	0.0	Includes division management and administrative support staff. Has overall responsibility for identifying hiring needs, providing services in the Southwest region, employee performance management, and overseeing daily duties of the functions within the division.
	Adult Supervision	San Jacinto	7.0	0.0	Provides supervision and case management (e.g., face-to-face contacts, service referral, violation reporting) for adult offenders in the San Jacinto area.
	AB109 Supervision	San Jacinto	10.0	0.0	Provides supervision and case management (e.g., face-to-face contacts, service referral, violation reporting) for AB109 adult offenders in the San Jacinto area. Includes armed probation officers.
	Juvenile Supervision	San Jacinto	4.0	0.0	Provides supervision for juvenile offenders within the San Jacinto/Hemet area. Also provides court-ordered reports and recommendations for case plans based on compliance issues.
	Adult Investigations	Southwest	7.0	1.0	Conducts objective pre-sentencing reports for offenders, as required by the penal code. Makes a sentencing recommendation based on circumstances of the offense, a review of available information and interviews of relevant parties. Two Court officers represent the department in the Adult Court.
	Recovery Opportunity Center	Southwest	1.0	0.0	Works collaboratively with the DA and PD to provide recovery-oriented services to offenders with substance abuse issues. Serves as an intensive, structured program that provides the treatment offenders require. Provides services to offenders in the southwest part of the region (San Jacinto, Hemet, Murrieta, Temecula, Lake Elsinore)
	Juvenile Investigations	Southwest	8.0	0.0	Conducts objective pre-sentencing reports for juvenile offenders, as required by the penal code. Makes a sentencing recommendation based on circumstances of the offense, a review of available information and interviews of relevant parties. One court officer represents the department in the Juvenile court.
	Adult Supervision	Murietta	9.0	0.0	Provides supervision and case management (e.g., face-to-face contacts, service referral, violation reporting) for adult offenders in the Murrieta area, specifically for medium risk felony adult offenders.
	AB109 Assessment	Murietta	2.0	0.0	Processes intake AB109 offenders, assesses for likelihood to recidivate and determines resulting case plan.
	AB109 Supervision	Murietta	9.0	0.0	Provides supervision and case management (e.g., face-to-face contacts, service referrals, violation reporting) for AB109 adult offenders in the Murrieta area. Includes armed probation officers.
	Juvenile Supervision	Murietta	8.0	0.0	Provides supervision for juvenile offenders within the Murrieta area. Also provides court-ordered reports and recommendations for case plans based on compliance issues.
	Adult Supervision / Banked	Murietta	8.0	0.0	Provides supervision and case management (e.g., face-to-face contacts, service referral, violation reporting) for low level adult offenders in the Murrieta, Temecula and Lake Elsinore area.

PROBATION DEPARTMENT SERVICE INVENTORY

Field Services (continued)					
Division	Function	Location	FTE (Filled)	FTE (Vacant)	Description
Southwest Services (Continued)	Clerical Support	San Jacinto	5.0	0.0	Provide administrative and support services in physical probation office locations.
	Clerical Support	Southwest	5.0	1.0	Provide administrative and support services in physical probation office locations.
	Clerical Support	Murietta	6.0	1.0	Provide administrative and support services in physical probation office locations.
	Adult Supervision	Perris	7.0	0.0	Provides supervision and case management (e.g., face-to-face contacts, service referral, violation reporting) for adult offenders in the Perris area, specifically for medium risk felony adult offenders.
	AB109 Assessments	Perris	3.0	1.0	Conducts intake assessments and make placements as applicable for AB109 offenders in the Perris area.
	AB109 Supervision	Perris	10.0	1.0	Provides supervision and case management (e.g., face-to-face contacts, service referral, violation reporting) for AB109 adult offenders in the Perris area. Includes armed probation officers.
	Juvenile Supervision	Perris	9.0	1.0	Provides supervision for juvenile offenders within the Perris area. Also provides court-ordered reports and recommendations for case plans based on compliance issues.
	Adult Supervision / Banked	Franklin	9.0	0.0	Conduct intake assessments and make placements as applicable for AB109 offenders in the Murietta area. Provides supervision and case management (e.g., face-to-face contacts, service referral, violation reporting) for low level adult offenders in the Perris and Moreno Valley area.
	Clerical Support	Perris	6.0	1.0	Provide administrative and support services in physical probation office locations.

PROBATION DEPARTMENT SERVICE INVENTORY

Field Services (continued)					
Division	Function	Location	FTE (Filled)	FTE (Vacant)	Description
Special Services	Special Services Administration	Riverside	3.0	0.0	Includes division management and administrative support staff. Has overall responsible for identifying hiring needs, ensuring training requirements are met, evaluating employee performance management, and overseeing daily duties of the functions within the division.
	Prevention Services Program (JJCPA)	Western Region	10.0	0.0	Includes Youth Accountability Team (YAT) DPOs stationed within the community at school districts or police departments. Targets pre-delinquent youth (aged 11.5 - 17.5) by establishing 6-month contracts and helping them to engage in pro-social activities and programming.
	Prevention Services Program (JJCPA)	Mid-County Region	10.0	0.0	Includes Youth Accountability Team (YAT) DPOs stationed within the community at school districts or police departments. Targets pre-delinquent youth (aged 11.5 - 17.5) by establishing 6-month contracts and helping them to engage in pro-social activities and programming.
	Prevention Services Program (JJCPA)	Desert Communities	7.0	0.0	Includes Youth Accountability Team (YAT) DPOs stationed within the community at school districts or police departments. Targets pre-delinquent youth (aged 11.5 - 17.5) by establishing 6-month contracts and helping them to engage in pro-social activities and programming.
	Restitution Unit	Riverside	7.0	0.0	When restitution is not set at sentencing, restitution personnel works with victims to set an appropriate amount. Reviews police reports, interviews victims, identifies areas of loss, educates victims, and ensures all proper documentation is in place and a victim restitution order is made. Not responsible for collecting restitution.
	Special Task Forces	Countywide	7.0	4.0	Multiple armed-officer task forces, including Narcotics (Desert only), Sexual Offender - SAFE, and AB109 – PACT (latter two are countywide). Each task force is officially run by another agency, but has a member of Probation as a part of the multi-agency team.
	Gang Task Forces	Countywide	7.0	2.0	There are 8 Gang Task Forces across the county, and each has one probation officer on the multi-agency team.
	Support Staff – Gang Task Force	Countywide	4.0	0.0	Primarily office assistants who provide regional support for the cross- county Gang Task Force.
	Support Staff – Division	Riverside	3.0	2.0	Primarily office assistants who provide overall administrative support for the division as a whole.
	Community Diversion Team	Riverside & Desert Communities	3.0	0.0	Includes POs who are stationed within community schools. Targets status offenders enrolled at the community schools placing them on a contract for the duration of their enrollment. Helps the youth maintain good attendance, decrease behavior issues and engage in pro-social activities and programming.

PROBATION DEPARTMENT SERVICE INVENTORY

Institutional Services					
Division	Function	Location	FTE (Filled)	FTE (Vacant)	Description
Indio Juvenile Hall	Indio Juvenile Hall Administration	Indio	3.0	0.0	Includes division management and administrative support staff. Provides overall management and oversight of the institution. Makes decisions regarding programming, operations, maintenance, inspections, and staffing. Ensures compliance with legal mandates for staffing ratios. Also responsible for the planning of a new construction project which will provide expanded intake and programming spaces. Operates units for boys and girls for the YTEC program.
	Probation Corrections	Indio	47.0	0.0	Provides 24 hour, 7 day a week coverage for the units which are operational at each facility. Responsible for the safety and security of the youth detained at the facility. Helps to facilitate the provision of education, recreation, medical, mental health, social programs, and various other special services for the youth under their supervision.
	Office Staff	Indio	3.0	1.0	Provides support services to the institutions including reception duties, file maintenance, general paperwork, and other administrative tasks.
	Other Support Staff	Indio	20.0	4.0	Encompasses housekeeping staff, storekeeper, maintenance workers, food and laundry service workers, who support the general operations of the facility.
Institutional Projects	Institutional Projects	Indio	4.0	0.0	Focuses on data collection, maintenance of an institutional dashboard, preparation of various audit reports, PREA oversight, and policy development and revision.
Riverside Juvenile Hall	Riverside Juvenile Hall Administration	Riverside	3.0	0.0	Includes division management and administrative support staff. Provides overall management and oversight of the institution. Makes decisions regarding programming, operations, maintenance, inspections, and staffing. Ensures compliance with legal mandates for staffing ratios. Operates two boys units for the YTEC program.
	Probation Corrections	Riverside	112.00	7.0	Provides 24 hour, 7 day a week coverage for the units which are operational at each facility. Responsible for the safety and security of the youth detained at the facility. Helps to facilitate the provision of education, recreation, medical, mental health, social programs, and various other special services for the youth under their supervision.
	Office Staff	Riverside	3.0	0.0	Provides support services to the institutions which include reception duties, file maintenance, general paperwork, and other administrative tasks.
	Support Staff	Riverside	30.0	5.0	Encompasses housekeeping staff, storekeeper, maintenance workers, food and laundry service workers, who support the general operations of the facility.

PROBATION DEPARTMENT SERVICE INVENTORY

Institutional Services (continued)					
Division	Function	Location	FTE (Filled)	FTE (Vacant)	Description
Southwest Juvenile Hall	Southwest Juvenile Hall Administration	Southwest	3.0	0.0	Includes division management and administrative support staff. Provide overall management for and oversight of the institution. Makes decisions regarding programming, operations, maintenance, inspections, and staffing. Ensures compliance with legal mandates for staffing ratios.
	Probation Corrections	Southwest	71.0	6.0	Provides 24 hour, 7 day a week coverage for the units which are operational at each facility. Responsible for the safety and security of the youth detained at the facility. Helps to facilitate the provision of education, recreation, medical, mental health, social programs, and various other special services for the youth under their supervision.
	Office Staff	Southwest	2.0	0.0	Provides support services to the institutions which include reception duties, file maintenance, general paperwork, and other administrative tasks.
	Support Staff	Southwest	13.0	1.0	Encompasses housekeeping staff, storekeeper, maintenance workers, food and laundry service workers, who support the general operations of the facility.
Youth Treatment and Education Center	YTEC Administration	Riverside	3.0	0.0	Includes division management and administrative support staff. Provides overall management and oversight of the institution. Makes decisions regarding programming, operations, maintenance, inspections, and staffing. Ensures compliance with legal mandates for staffing ratios. Currently developing program requirements and overseeing the construction of the AMC-YTEC facility scheduled to open in fall of 2016. YTEC will be a 106 bed treatment facility for delinquent youth.
	AMC YTEC Probation Corrections	Riverside	90.0	39.0	Provides 24 hour, 7 day a week coverage for the units which are operational at each facility. Responsible for the safety and security of the youth detained at the facility. Helps to facilitate the provision of education, recreation, medical, mental health, social programs, and various other special services for the youth under their supervision. Staff currently assigned to the YTEC transition team are developing the procedures and programs for the new facility.
	AMC YTEC Office Staff	Riverside	2.0	2.0	Provides support services including reception duties, file maintenance, general paperwork, among other administrative tasks. Office staff currently assigned to YTEC are part of the transition team.
	AMC YTEC Support Staff	Riverside	17.0	9.0	Encompasses housekeeping staff, storekeeper, maintenance workers, food and laundry service workers, who support the general operations of the facility. Support staff currently assigned to YTEC are part of the transition team.
	YTEC Enhanced Aftercare	Riverside	17.0	1.0	Provides community supervision of the youth who complete the in-custody portion of the YTEC program. Designed to provide a continuum of services to ensure successful re-entry into the community. Along with frequent visits at home and school, officers provide referrals to community based programs and services, and general support for the youth and their family.

Part C: Office of the District Attorney's Service Inventory

Countywide Administration					
Division	Function	Location	FTE (Filled)	FTE (Vacant)	Description
Countywide Administration	Executive Management	Countywide	4.0	0.0	Includes senior-level office management; primarily those responsible for determining the direction and major initiatives of the Office of the District Attorney.
	Accounting / Budget Management	Countywide	23.0	2.0	Oversees management of budgeted and actual revenues and expenditures; reviews accounts payable and receivable, facilities and supplies, grant funding opportunities, and general accounting.
	Human Resources	Countywide	8.0	1.0	Oversees employee benefit and record management, compensation and benefits, payroll, and clerical support for the office.
	Technology Services Bureau	Countywide	15.0	1.0	Oversees system supervision, support, and overall business and user support for IT systems and tools for the office.
New Career Prosecutors	Calendar Courts	Western	2.0	0.0	Focuses on misdemeanor hearings in daily calendar courts in the Western region.
	NCP Trial Team	Western	15.0	0.0	Handles all adult misdemeanor cases for trial in the Western region. The misdemeanor cases vary widely but may include driving under the influence, all misdemeanor drug offenses, driving without a valid license, shoplifting, battery, trespass, and disturbing the peace.
	Calendar Courts	Southwest	2.0	0.0	Focuses on misdemeanor hearings in daily calendar courts in the Southwest region.
	NCP Trial Team	Southwest	8.0	0.0	Handles all adult misdemeanor cases for trial in the Western region. The misdemeanor cases vary widely but may include driving under the influence, all misdemeanor drug offenses, driving without a valid license, shoplifting, battery, trespass, and disturbing the peace.
	Calendar Courts	Eastern	2.0	0.0	Focuses on misdemeanor hearings in daily calendar courts in the Eastern region.
	NCP Trial Team	Eastern	18.0	0.0	Handles all adult misdemeanor cases for trial in the Western region. The misdemeanor cases vary widely but may include driving under the influence, all misdemeanor drug offenses, driving without a valid license, shoplifting, battery, trespass, and disturbing the peace.
Crime Prevention Unit	Project Safe Neighborhoods Coordinators	Countywide	3.0	0.0	Provides coordination and operational assistance for PSN programming, which focuses on reducing gun and gang crime.
	Youth Accountability Team	Countywide	7.0	0.0	Provides short-term home, school, and community monitoring for at-risk or low-level juvenile offenders in which the youth may be referred to educational/intervention programs and parents may be referred to parenting courses.
	School Attendance Review Board	Countywide	1.0	0.0	Provides connection to local resources to help address school attendance and behavioral concerns for truant or recalcitrant students and their parents.

DISTRICT ATTORNEY SERVICE INVENTORY

Countywide Administration					
Division	Function	Location	FTE (Filled)	FTE (Vacant)	Description
Juvenile	Juvenile Team	Western	6.0	0.0	Serves as a prosecution team for criminal cases for juvenile defendants.
	Juvenile Team	Southwest	4.0	0.0	Serves as a prosecution team for criminal cases for juvenile defendants.
	Juvenile Team	Eastern	2.0	0.0	Serves as a prosecution team for criminal cases for juvenile defendants.
Writs & Appeals, Victim Restitution, and Asset Forfeiture	Writs & Appeals	Countywide	10.0	1.0	Handles People's appeals and writs, post-conviction responses to writs of mandate, petitions for writs of habeas corpus, misdemeanor appeals, immigration consequences motions, factual innocence claims and numerous other areas of post conviction litigation. In-house Counsel matters including CPRA, SDTs, Civil Litigation discovery coordination and special projects. Trial support matters including assisting in emergent question responses, complex motions and claims of misconduct.
	Brady/Ethics	Countywide	1.0	0.0	Reviews Brady violations and establishes the Office's policies and procedures for ethics matters.
	Victim Restitution	Countywide	3.0	1.0	Ensure that the Victims Compensation Government Claims Board fund is replenished by collecting costs of victims claim payouts from defendants upon conviction.
	Asset Forfeiture	Countywide	2.0	0.0	Oversees asset forfeiture operations, including the seizure of property.
	Wires	Countywide	2.0	0.0	Oversees wire operations for various units within the Office, operating cross-County.
Training	Training	Countywide	5.0	0.0	Coordinates office-wide trainings.

DISTRICT ATTORNEY SERVICE INVENTORY

Victim Services					
Division	Function	Location	FTE (Filled)	FTE (Vacant)	Description
Victim Services	Administration	Riverside	5.0	0.0	One Director, two Assistant Directors, with the support of two DA secretaries, provide overall leadership and direction for the victim services division, including management decisions, business planning, and hiring/ performance evaluations.
	Advocate Services	Western	10.0	0.0	Advocates work within the Riverside FJC and in conjunction with attorneys in the DA's office to help ensure that victims of domestic violence and adult/child abuse are connected to the services they need. In the Western region, advocates focus on homicide/gang activity, lifer/parole units, and juvenile cases, as well as general felonies.
	Family Justice Center	Western	7.0	0.0	The Western FJC is located in Riverside and works in collaboration with a variety of community-based partners. FJCs are a safe and confidential place for victims of domestic violence, sexual assault, and child/elder abuse. Partners are available on site to provide services such as restraining orders, emergency shelter, family counseling, court support, and restitution assistance, among others.
	Advocate Services	Southwest	5.0	0.0	Advocates work within the Murietta FJC and in conjunction with attorneys in the DA's office to help ensure that victims of domestic violence and adult/child abuse are connected to the services they need. In the Southwest region, advocates focus on homicide/gang activity, general felonies, and juvenile cases.
	Family Justice Center	Southwest	2.0	1.0	The Southwest FJC is in Murietta and works in collaboration with a variety of community-based partners. FJCs are a safe and confidential place for victims of domestic violence, sexual assault, and child/elder abuse. Different partners are available on site to provide services such as restraining orders, emergency shelter, family counseling, court support, and restitution assistance, among others.
	Advocate Services	Eastern	10.0	0.0	Advocates work within the Indio FJC and provide support as needed to cases in the Blythe area, in conjunction with the DA's office to help ensure that victims of domestic violence as well as adult/child abuse are connected to the services they need. In the Eastern region, advocates focus on homicide/gang activity, general felonies, and juvenile cases.
	Family Justice Center	Eastern	5.0	0.0	The Eastern FJC is in Indio and works in collaboration with a variety of community-based partners. FJCs are a safe and confidential place for victims of domestic violence, sexual assault, and child/elder abuse. A number of partners are available on site to provide services such as restraining orders, emergency shelter, family counseling, court support, and restitution assistance, among others.
	Claims Unit	Countywide	10.0	1.0	The Claims Unit is supported through state-funded grants and focuses on providing a variety of services to victims and families of victims for certain activities (e.g., relocation of witnesses, transporting victims as witnesses, crime scene cleanup, funeral services).
	Training and Development	Countywide	3.0	0.0	Responsible for training, oversight of interns/volunteers, developing partnerships for the FJC, and Community Education through a variety of outreach activities.

DISTRICT ATTORNEY SERVICE INVENTORY

Southwest/Mid-County					
Division	Function	Location	FTE (Filled)	FTE (Vacant)	Description
Felony Prosecutions Unit 1	Calendar Courts	Southwest / Mid-County	6.0	0.0	Serve as prosecutors for all calendar felony hearings as applicable in the Southwest and Mid-County courts (Murietta and Banning).
	Felony Trial Team 1	Southwest / Mid-County	3.0	0.0	FPU 1 is responsible for prosecuting various felony crimes within the Southwest / Mid-County region.
	Felony Trial Team 2	Southwest / Mid-County	3.0	0.0	FPU 2 is responsible for prosecuting various felony crimes within the Southwest / Mid-County region.
	GTA Trial Team	Southwest / Mid-County	1.0	0.0	The Grand Theft Auto (GTA) Unit prosecutes auto theft and carjacking. The unit prosecutes these cases and also works with the Riverside Auto Theft Interdiction Detail (RAID), a task force comprised of personnel from multiple agencies.
	Tribal Gaming	Countywide	4.0	0.0	The Tribal Gaming Unit prosecutes Indian gaming crimes and crimes committed at the nine Indian casinos across Riverside County. In addition to the prosecuting team, it also includes a tribal liaison. The unit handles tribal inquiries and provides training to promote legal and safe gaming in Riverside County.
Felony Prosecutions Unit 2	Banning	Southwest / Mid-County	8.0	0.0	The Banning unit is responsible for prosecuting felony crimes within the Banning region.
	Post-Release Community Supervision	Southwest / Mid-County	2.0	0.0	Handles cases in which the offender has been released on post-release community supervision (formerly parole for inmates housed in state prison).
	Domestic Violence	Southwest / Mid-County	1.0	0.0	The Domestic Violence (DV) Unit vertically prosecutes cases involving violence or the threat of violence between married, engaged, dating, or formerly involved couples. This Unit works in conjunction with other personnel and service providers at the Family Justice Centers (FJC) to help ensure victims are properly represented.
Homicide / Gangs	Homicide Trial Team	Southwest / Mid-County	6.0	3.0	Homicide attorneys try all murder cases, ranging from baby deaths to gang-related murders, and also respond to crime scenes and attend suspect and witness interviews and autopsies. This includes scenes where a peace officer has used deadly force, in which case the attorney will review the case to determine whether the use of force was criminal. Trial teams incorporate attorneys, investigators, and legal support in specialized operating teams.
	Gang Trial Team	Southwest / Mid-County	2.0	0.0	The Gang Unit is a vertical prosecution unit in to allow for the same prosecutor to handle the case from arraignment to trial, as applicable. In addition to prosecuting all relevant cases, the Unit provides training to local law enforcement and participates in suppression-type activities (e.g., Gang Task Force) aimed at reducing the influence of gangs on the street.

DISTRICT ATTORNEY SERVICE INVENTORY

Southwest/Mid-County (continued)					
Division	Function	Location	FTE (Filled)	FTE (Vacant)	Description
Homicide / Gangs (continued)	Vehicular Homicide Team	Southwest / Mid-County	1.0	0.0	The Vehicular Homicide unit vertically prosecutes all cases in which a human was killed by a vehicle, including both misdemeanors where damage was done by driving with negligence, to felonious murders. This unit has community-based partnerships with organizations like Mothers Against Drunk Driving and Leaders in Community Alternatives.
	DUI/Drugs Teams	Southwest / Mid-County	1.0	0.0	The Drug Unit prosecutes all felony drug cases, including possession, possession for sales, manufacturing of narcotics, narcotics theft, and driving under the influence of a controlled substance. If determined eligible by all partner agencies, offenders may participate in collaborative treatment options (e.g., Drug Court, Residential Substance Abuse Treatment [RSAT], or Recovery Opportunity Center [ROC]) and upon successful completion they will not face a conviction for their crimes.
Special Victims Unit	Domestic Violence Team	Southwest / Mid-County	4.0	1.0	The Domestic Violence (DV) Unit vertically prosecutes cases involving violence or the threat of violence between married, engaged, dating, or formerly involved couples. This Unit works in conjunction with other personnel and service providers at the Family Justice Centers (FJC) to help ensure victims are properly represented.
	SACA Trial Team	Southwest / Mid-County	4.0	0.0	The Sexual Assault and Child Abuse (SACA) unit is a vertical prosecution unit focusing on both child abuse and adult and child sex assault cases, including molestation, rape, physical abuse, failure to register as a sex offender, and child homicides. An integral part of the SACA team is support staff who help work with victims during this mentally and emotionally challenging process.
	Elder Abuse Team	Southwest / Mid-County	1.0	0.0	The Elder Abuse team is a vertical prosecution unit focusing on the physical and financial abuse of the elderly.
	SAFE	Southwest / Mid-County	1.0	0.0	The Sexual Assault Felony Enforcement (SAFE) Task Force is a coordinated effort with the Sheriff's Department to provide a comprehensive approach in identifying, monitoring, and enforcing registration requirements for sex offenders who reside in Riverside County.

DISTRICT ATTORNEY SERVICE INVENTORY

Eastern Region					
Division	Function	Location	FTE (Filled)	FTE (Vacant)	Description
Felony Prosecutions Unit 1	Prison Crimes Team	Eastern	5.0	0.0	The Prison Crimes Unit files and prosecutes vertically all criminal cases coming from the California Rehabilitation Center (CRC) in Norco, CA. This position is grant funded and covers a variety of crimes, such as drug possession/use, use of homemade weapons, conspiracy, indecent exposure, and battery of other inmates and prison employees.
	MNVP Trial Team	Eastern	2.0	0.0	The Major Narcotics Vertical Prosecution (MNVP) team prosecutes major narcotics cases from start to finish in the eastern region of the county.
	DUI/Drug Trial Team	Eastern	1.0	0.0	The Drug/DUI Unit prosecutes all felony drug cases, including possession, possession for sales, manufacturing of narcotics, narcotics theft, and driving under the influence of a controlled substance. If determined eligible by all partner agencies, offenders may participate in collaborative treatment options (e.g., Drug Court, Residential Substance Abuse Treatment [RSAT], or Recovery Opportunity Center [ROC]) and upon successful completion they will not face a conviction for their crimes.
	Grand Theft Auto	Eastern	2.0	0.0	The Grand Theft Auto (GTA) Unit prosecutes auto theft and carjacking. The unit prosecutes these cases and also works with the Riverside Auto Theft Interdiction Detail (RAID), a task force comprised of personnel from multiple agencies.
	Blythe	Blythe	4.5	0.0	This unit handles the prosecution of a wide range of felony cases in the Blythe region.
Felony Prosecutions Unit 2	Calendar Courts	Eastern	9.5	0.0	Serve as prosecutors for all calendar felony hearings as applicable in the Eastern region.
	Felony Trial Team	Eastern	5.0	0.0	The Felony Trial Team is responsible for prosecuting various felony crimes within the Eastern region.
Special Victims Unit	SACA Trial Team	Eastern	5.0	0.0	The Sexual Assault and Child Abuse (SACA) unit is a vertical prosecution unit focusing on both child abuse and adult and child sex assault cases, including molestation, rape, physical abuse, failure to register as a sex offender, and child homicides. An integral part of the SACA team is support staff who help work with victims during this mentally and emotionally challenging process.
	Domestic Violence Trial Team	Eastern	10.0	1.0	The Domestic Violence (DV) Unit vertically prosecutes cases involving violence or the threat of violence between married, engaged, dating, or formerly involved couples. This Unit works in conjunction with other personnel and service providers at the Family Justice Centers (FJC) to help ensure victims are properly represented.
Homicide & Gangs	Homicide Trial Team	Eastern	7.0	0.0	Homicide attorneys try all murder cases, ranging from baby deaths to gang-related murders, and also respond to crime scenes and attend suspect and witness interviews and autopsies. This includes scenes where a peace officer has used deadly force, in which case the attorney will review the case to determine whether the use of force was criminal. Trial teams incorporate attorneys, investigators, and legal support in specialized operating teams.
	Gang Trial Team	Eastern	7.0	0.0	The Gang Unit is a vertical prosecution unit to allow for the same prosecutor to handle the case from arraignment to trial, as applicable. In addition to prosecuting all relevant cases, the Unit provides training to local law enforcement and participates in suppression-type activities (e.g., Gang Task Force) aimed at reducing the influence of gangs on the street.

DISTRICT ATTORNEY SERVICE INVENTORY

Western Region						
Division	Unit	Function	Location	FTE (Filled)	FTE (Vacant)	Description
Felony Crimes Division	Felony Prosecution Unit 1	Felony Trial Team	Western	9.0	0.0	FPU 1 is responsible for prosecuting various felony crimes within the Riverside/Western region.
	Felony Prosecution Unit 2	Felony Trial Team	Western	9.0	0.0	FPU 2 is responsible for prosecuting various felony crimes within the Riverside/Western region.
	Felony Prosecution Unit 3	Drug/DUI Team	Western	2.0	0.0	The Drug/DUI Unit prosecutes all felony drug cases, including possession, possession for sales, manufacturing of narcotics, narcotics theft, and driving under the influence of a controlled substance. If determined eligible by all partner agencies, offenders may participate in collaborative treatment options (e.g., Drug Court, Residential Substance Abuse Treatment [RSAT], or Recovery Opportunity Center [ROC]) and upon successful completion they will not face a conviction for their crimes.
		Prison Crimes Team	Western	2.0	0.0	The Prison Crimes Unit files and prosecutes vertically all criminal cases coming from the California Rehabilitation Center (CRC) in Norco, CA. This position is grant funded and covers a variety of crimes, such as drug possession/use, use of homemade weapons, conspiracy, indecent exposure, and battery of other inmates and prison employees.
		GTA Trial Team	Western	3.0	0.0	The Grand Theft Auto (GTA) Unit prosecutes auto theft and carjacking. The unit prosecutes these cases and also works with the Riverside Auto Theft Interdiction Detail (RAID), a task force comprised of personnel from multiple agencies.
		Tribal Gaming Team	Western	4.0	0.0	The Tribal Gaming Unit prosecutes Indian gaming crimes and crimes committed at the nine Indian casinos across Riverside County. In addition to the prosecuting team, it also includes a tribal liaison. The unit handles tribal inquiries and provides training to promote legal and safe gaming in Riverside County.
		Parole/Lifer	Western	2.0	0.0	This unit is responsible for representing victims and their family members at Board of Parole Hearings in which inmates sentenced to prison for life with the possibility of parole are reviewed for release.
	Filing (Felony Prosecution Unit 4)	Filing	Eastern	4.0	0.0	Review and file all cases submitted to the DA's office for filing. The supervising DDA is included in this FTE count.
		Filing	Western	4.0	0.0	Review and file all cases submitted to the DA's office for filing.
		Filing	Southwest/ Mid-County	9.0	1.0	Review and file all cases submitted to the DA's office for filing.
		Fugitive Apprehension Unit	Countywide	3.0	0.0	Responsible for all matters concerning extraditions and fugitive warrants for all matters domestic and international.

DISTRICT ATTORNEY SERVICE INVENTORY

Western Region						
Division	Unit	Function	Location	FTE (Filled)	FTE (Vacant)	Description
Special Prosecution Section	Financial Crimes Unit	Insurance Fraud Team	Western	14.0	0.0	The Special Prosecutions Section (SPS) is comprised of the Financial Crimes Unit (Insurance Fraud, Economic Crimes, Real Estate Fraud), and the Public Protection Unit (Consumer Protection, Environmental Crimes, Public Integrity Team, Welfare Fraud, and CATCH). Comprised of the following units: Major Fraud, Computer Crimes, Workers' Compensation Fraud, Auto Insurance Fraud, Life and Annuity Fraud, Welfare Fraud, Consumer Fraud, Environmental Protection, Real Estate Fraud, Professional Standards, and Elder Abuse.
		Financial Crimes Team	Western	6.0	0.0	
		REF Examiner	Western	1.0	0.0	
	Public Protection Unit	Consumer Protection Team	Western	4.5	1.5	
		Environmental Crimes Team	Western	2.0	0.0	
		Public Integrity Team	Western	2.0	0.0	
		Welfare Fraud Team	Western	1.0	0.0	
		CATCH	Western	1.0	0.0	
Organized Crime Unit	Organized Crime Trial Team	Countywide	Countywide	1.0	1.0	Serves as an integrated team focusing on the prosecution of organized criminals committing felony offenses across the county.

DISTRICT ATTORNEY SERVICE INVENTORY

Western Region (continued)						
Division	Unit	Function	Location	FTE (Filled)	FTE (Vacant)	Description
Major Crimes Division	Collaborative Courts Unit	Mental Health Court/ Veterans Court	Western	10.0	0.0	Work with Probation, Public Defender, and other State/County agencies as applicable to provide collaborative programming and support for offenders with mental health concerns or veteran offenders.
		Prop 47 Court	Western	1.0	0.0	Work with Probation, Public Defender, and other State/County agencies as applicable to provide services and programming for offenders whose sentences have been reduced based on the passage of Proposition 47.
		Drug Team	Western	3.0	0.0	Work with Probation, Public Defender, and other State/County agencies as applicable to provide collaborative programming and support for offenders with substance abuse issues.
		MNVP	Western	20.	0.0	The Major Narcotics Vertical Prosecution (MNVP) team prosecutes major narcotics cases from start to finish in the western region of the county.
	Homicides/ Gangs Unit	Homicide Trial Team	Western	6.0	0.0	Homicide attorneys try all murder cases, ranging from baby deaths to gang-related murders, and also respond to crime scenes and attend suspect and witness interviews and autopsies. This includes scenes where a peace officer has used deadly force, in which case the attorney will review the case to determine whether the use of force was criminal. Trial teams incorporate attorneys, investigators, and legal support in specialized operating teams.
		Cold Case Team	Western	2.0	0.0	The Cold Case team prosecutes any homicides or gang crimes that were cold and have returned to active status.
		Vehicular Homicide Team	Western	1.0	0.0	The Vehicular Homicide unit vertically prosecutes all cases in which a human was killed by a vehicle, including both misdemeanors where damage was done by driving with negligence, to felonious murders. This unit has community-based partnerships with organizations like Mothers Against Drunk Driving and Leaders in Community Alternatives.
		Gang Trial Team	Western	9.0	0.0	The Gang Unit is a vertical prosecution unit to allow for the same prosecutor to handle the case from arraignment to trial, as applicable. In addition to prosecuting all relevant cases, the Unit provides training to local law enforcement and participates in suppression-type activities (e.g., Gang Task Force) aimed at reducing the influence of gangs on the street.

DISTRICT ATTORNEY SERVICE INVENTORY

Western Region (continued)						
Division	Unit	Function	Location	FTE (Filled)	FTE (Vacant)	Description
Major Crimes Division	Special Victims Unit 1	SACA Trial Team	Western	12.0	0.0	The Sexual Assault and Child Abuse (SACA) unit is a vertical prosecution unit focusing on both child abuse and adult and child sex assault cases, including molestation, rape, physical abuse, failure to register as a sex offender, and child homicides. An integral part of the SACA team is support staff who help work with victims during this mentally and emotionally challenging process.
		Statutory Rape Team	Western	1.0	0.0	The Statutory Rape team focuses on statutory rape (290) hearings within the Western region.
	Special Victims Unit 2	Domestic Violence Trial Team	Western	12.0	0.0	The DV unit vertically prosecutes cases involving violence or the threat of violence between married, engaged, dating, or formerly involved couples. This Unit works in conjunction with other personnel and service providers at the Family Justice Centers (FJC) to help ensure victims are properly represented.
		Child Apprehension Unit	Western	3.0	0.0	This unit is responsible for investigating reported child abductions, recovering children, and returning them to the victim parent, a legal guardian, or the proper child protective agency. In addition to the recovery actions, the unit may file criminal charges against the abductor.

DISTRICT ATTORNEY SERVICE INVENTORY

Bureau of Investigations					
Division	Function	Location	FTE (Filled)	FTE (Vacant)	Description
Eastern Region	Gangs	Eastern	2.0	0.0	Trial preparation investigation, witness interviews, obtain evidence, write reports and assist in preparation of prosecution.
	Homicide	Eastern	3.0	0.0	Trial preparation investigation, witness interviews, obtain evidence, write reports and assist in preparation of prosecution.
	Prison Crimes	Blythe	3.0	0.0	Trial preparation investigation, witness interviews, obtain evidence, write reports and assist in preparation of prosecution.
	Forensics	Eastern	1.0	0.0	Prepare court exhibits, diagrams, recordings, photographs and other items of evidentiary value for use in preliminary hearing and/or trial. Finger print, verify and compare to criminal records for use in identifying defendant in trial.
	Audio / Video	Eastern	1.0	0.0	Obtain electronic information from various devices, enhance, redact or otherwise alter video and audio recordings for use at trial.
	Domestic Violence / SACA	Eastern	5.0	0.0	Trial preparation investigation, witness interviews, obtain evidence, write reports and assist in preparation of prosecution.
	Court Operations	Eastern	4.0	0.0	Trial preparation investigation, witness interviews, obtain evidence, write reports and assist in preparation of prosecution.
	Subpoenas	Eastern	2.0	0.0	Locate witnesses, personally serve witnesses, personally serve SDTs.
Western Region Financial Prosecution / Crimes	Consumer Fraud	Western	7.0	0.0	Frontline Investigations into any consumer related matter including potential criminal or civil prosecutions, interview witnesses, obtain evidence, write reports and assist in preparation of prosecution.
	Environmental Crimes	Western	2.0	0.0	Frontline Investigations into any environmental related matter including potential criminal or civil prosecutions, interview witnesses, obtain evidence, write reports and assist in preparation of prosecution.
	Welfare Fraud	Western	2.0	0.0	Trial preparation investigation, arrest and search warrant execution, witness interviews, obtain evidence, write reports and assist in preparation of prosecution.
	Workers' Compensation Fraud	Western	5.0	0.0	Frontline Investigations into any works compensation related matter including potential criminal or civil prosecutions, interview witnesses, obtain evidence, write reports and assist in preparation of prosecution.
	Premium Fraud Task Force	Western	1.0	0.0	Frontline investigators for purposes of premium fraud criminal investigations. interview witnesses, obtain evidence, write reports and assist in preparation of prosecution.
	Urban AIF Task Force	Western	1.0	0.0	Frontline investigators looking into AIF fraud and theft rings , interview witnesses, obtain evidence, write reports and assist in preparation of prosecution.
	Auto Insurance Fraud	Western	3.0	0.0	Frontline investigators looking into AIF fraud by individuals, interview witnesses, obtain evidence, write reports and assist in preparation of prosecution.
	Healthcare & Disabilities Fraud	Western	1.0	0.0	Frontline investigators looking into healthcare and disabilities fraud with an emphasis on providers, interview witnesses, obtain evidence, write reports and assist in preparation of prosecution.
	Real Estate Fraud	Western	6.0	2.0	Only frontline investigators in the County to initiate and investigate fraudulent real estate transactions, interview witnesses, obtain evidence, write reports and assist in preparation of prosecution.
	Major Fraud	Western	1.0	0.0	Both frontline and trial preparation investigations into any complicated fraud scheme involving large loss including potential criminal or civil prosecutions, interview witnesses, obtain evidence, write reports and assist in preparation of prosecution.

DISTRICT ATTORNEY SERVICE INVENTORY

Bureau of Investigations (continued)					
Division	Function	Location	FTE (Filled)	FTE (Vacant)	Description
Western Region Felony Crimes / Major Crimes / Special Victims	Prison Crimes, Filing, GTA	Western	1.0	0.0	Trial preparation investigation, witness interviews, obtain evidence, write reports and assist in preparation of prosecution.
	Court Operations	Western	7.0	0.0	Trial preparation investigation, witness interviews, obtain evidence, write reports and assist in preparation of prosecution.
	Juvenile	Western	2.0	0.0	Trial preparation investigation, witness interviews, obtain evidence, write reports and assist in preparation of prosecution.
	Tribal Gaming	Western	1.0	0.0	Countywide ITT; Trial preparation investigation, witness interviews, obtain evidence, write reports and assist in preparation of prosecution.
	Elder Abuse	Western	1.0	0.0	Trial preparation investigation, witness interviews, obtain evidence, write reports and assist in preparation of prosecution.
	Gang Unit	Western	5.0	0.0	Trial preparation investigation, witness interviews, obtain evidence, write reports and assist in preparation of prosecution.
	Homicide Unit	Western	5.0	0.0	Trial preparation investigation, witness interviews, obtain evidence, write reports and assist in preparation of prosecution.
	Vehicular Homicide	Western	1.0	0.0	Trial preparation investigation, witness interviews, obtain evidence, write reports and assist in preparation of prosecution.
	Cold Case	Western	3.0	0.0	Liaison with local law enforcement agencies to assist in cold case investigations, identifying new leads and working collaboratively to prepare the cases for trial. Continue with Trial preparation investigation, witness interviews, obtain evidence, write reports and assist in preparation of prosecution.
	SACA	Western	6.0	0.0	Trial preparation investigation, witness interviews, obtain evidence, write reports and assist in preparation of prosecution.
	Felony Domestic Violence	Western	6.0	1.0	Trial preparation investigation, witness interviews, obtain evidence, write reports and assist in preparation of prosecution.
Western Region Organized Crime	Task Forces	Countywide	11.0	4.0	Multifaceted investigative support in conjunction with various local, state and federal agencies to identify and prosecute criminal enterprises operating within our county.
	Gang Task Force	Countywide	3.0	1.0	3 regional task forces utilized as frontline investigative support for gang suppression and gang investigations leading to prosecution with a particular emphasis on DAIs providing the necessary expertise to establish gang related charges.
Countywide Administration	Administration	Countywide	1.0	0.0	This executive level Assistant Chief position runs the administrative operations of the Bureau.
	Public Integrity Unit	Countywide	5.0	2.0	Frontline Investigations into any public integrity related matter, interview witnesses, obtain evidence, write reports and assist in preparation of prosecution.
	Training and Administration	Countywide	39.0	0.0	This includes our crime analyst (who prepares crime statistics countywide and geo mapping); dispatchers for the DA and Probation, all Bureau training requests and post tracking for certification verification, fleet services, all equipment for the Bureau and audits and inspections. This unit also accounts for the supervision of investigative technicians who are assigned to the ITTs, but who are accounted for in the FTEs here.

DISTRICT ATTORNEY SERVICE INVENTORY

Bureau of Investigations (continued)					
Division	Function	Location	FTE (Filled)	FTE (Vacant)	Description
Southwest & Mid-County	SAFE / SPIDER Task Force	Countywide	1.0	0.0	Frontline law enforcement response to offenders who use the internet, online communication systems or other online technologies to sexually exploit children. Also utilize proactive investigation tools such as cyber tips to identify on-line predators. Trial preparation investigation, witness interviews, obtain evidence, write reports and assist in preparation of prosecution.
	Felony Trial Team	Southwest/ Mid-County	4.0	0.0	Trial preparation investigation, witness interviews, obtain evidence, write reports and assist in preparation of prosecution.
	Elder Abuse	Southwest/ Mid-County	1.0	0.0	Trial preparation investigation, witness interviews, obtain evidence, write reports and assist in preparation of prosecution.
	Arson	Southwest/ Mid-County	.5	0.0	Trial preparation investigation, witness interviews, obtain evidence, write reports and assist in preparation of prosecution.
	Banning	Banning	2.0	1.0	Trial preparation investigation, witness interviews, obtain evidence, write reports and assist in preparation of prosecution.
	Domestic Violence	Southwest/ Mid-County	1.5	0.0	Trial preparation investigation, witness interviews, obtain evidence, write reports and assist in preparation of prosecution.
	Gangs	Southwest/ Mid-County	1.0	0.0	Trial preparation investigation, witness interviews, obtain evidence, write reports and assist in preparation of prosecution.
	Homicide	Southwest/ Mid-County	3.0	0.0	Trial preparation investigation, witness interviews, obtain evidence, write reports and assist in preparation of prosecution.
	Forensics	Southwest/ Mid-County	1.0	0.0	Prepare court exhibits, diagrams, recordings, photographs and other items of evidentiary value for use in preliminary hearing and/or trial. Finger print, verify and compare to criminal records for use in identifying defendant in trial.
	Subpoenas	Southwest/ Mid-County	3.0	0.0	Locate witnesses, personally serve witnesses, personally serve SDTs.
	OTS / Vehicular Homicide	Southwest/ Mid-County	1.0	0.0	Grant funded to respond to collision scenes involving alcohol, drugs and injuries to assist in initial investigation and ensure all necessary investigation, interviews and evidence are conducted appropriately for a viable prosecution. Trial preparation investigation, witness interviews, obtain evidence, write reports and assist in preparation of prosecution.
	Juvenile	Southwest/ Mid-County	1.0	0.0	Trial preparation investigation, witness interviews, obtain evidence, write reports and assist in preparation of prosecution.
	SACA	Southwest/ Mid-County	1.0	1.0	Trial preparation investigation, witness interviews, obtain evidence, write reports and assist in preparation of prosecution.

Note: The Office of the DA provided the following detail:

- DA full-time equivalent counts do not include secretaries (except for Domestic Violence secretaries), receptionists (five Countywide) LOS IIs, CDDAs or ADAs (except for the ADA over Southwest FPU2).
- The DA's office has a total of three CDDAs and all are assigned to the Western Division. The DA has an additional 4 empty CDDA Positions (2 administrative/western; 1 southwest; 1 Indio).
- The DA has two ADA's, one in countywide administration and 1 in Indio (TAP- until a permanent person can be identified).
- There is presently 1 empty ADA position for the Western Region.
- The office has 1 Chief Assistant District Attorney Countywide.

Part D: Office of the Public Defender's Service Inventory

Administration				
Division	Function	Location	FTE (Filled)	Description
Administration	Executive Management	Riverside	2.0	Executive Management includes the Public Defender and Assistant Public Defender, responsible for providing overall direction and guidance for the Office.
	Administrative Services	Riverside	4.0	Provides administrative services and support to Executive Management and the broader office as needed. Includes support for travel and special projects.
	Clerical	Riverside	18.0	Clerical services include records management and legal support tasks, including (but not limited to) answering calls from clients, attorneys, courts; maintaining paper documents from a variety of sources; coordinating daily court runs and service of process; gathering discovery from the district attorney; assisting attorneys to prepare for court; and transcription.
	Juvenile Clerical	Southwest	1.0	
	Clerical	Banning	2.0	
	Clerical	Southwest	7.0	
	Clerical	Indio	10.0	
	Fiscal Services	Riverside	3.0	Provides budget development and management support for the office; reviews fiscal policy as needed; and tracks and manages accounts payable and receivable.
	Human Resources	Riverside	2.0	Provides guidance on human resources policies and procedures (e.g., leave administration, benefits, payroll) and identifies and supports overall hiring needs.
	Contempt	Riverside	1.0	Handles cases for offenders whom are held in contempt of the court for a civil matter.
Training & Development	PRCS/Parole	Riverside	2.0	Provide defense support for offenders who have re-entered the system after being released on parole (from state prison) or Post-Release Community Supervision (PRCS) from county prison.
	Volunteer Program	Riverside	2.0	Provide oversight for the Public Defender volunteer program, which includes three seasonal law clerk volunteer programs as well as clerical, undergraduate, and paralegals on an ad hoc basis.
	Law & Motion	Riverside	1.0	The law and motion unit within the Office of the Public Defender provides support to attorneys in all units as needed for pretrial motions or other legal requests outside of trial operations.
	Training & Development	Riverside	1.0	This unit is responsible for developing and providing all Continuing Legal Education (CLE) courses for employees of the office. Courses are primarily offered within the offices themselves, but special programs may be offered in other buildings across the county as deemed necessary for space considerations. Courses are opened to employees of Public Defender offices across the state and are typically offered at a free or reduced rate.

Legal Services				
Division	Function	Location	FTE (Filled)	Description
Complex Litigation Unit	CLU Management	Countywide	2.0	Includes two supervisory roles over all CLU cases, including sexual assault, homicide, and gangs. Provide overall personnel management and operational management for the unit as a whole.
	Sexual Assault	Countywide	5.0	The CLU Sexual Assault team defends all public defender sex crime cases in the Riverside, Banning, and Southwest courthouse jurisdictions (three courts). This unit takes in approximately 12-15 new felony sex cases per month, using an integrated attorney/investigator team to enhance the working relationship with the client.
	Sexual Assault Investigations	Countywide	3.0	The CLU Sexual Assault investigator team works with attorneys in the same unit to address sex crimes in Riverside, Banning, and Southwest. Investigators meet with clients and conduct investigations as requested by attorneys or deemed necessary to carry out the requirements of individual cases.
	Homicide	Countywide	8.0	The CLU Homicide team defends all public defender murder cases in the Riverside, Banning, and Southwest court jurisdictions. Caseloads vary, but approximate intake is two cases per month. This unit shares an investigator team with the CLU Gang team.
	Gangs	Countywide	3.0	The CLU Gang team defends all public defender gang cases in the Riverside, Banning, and Southwest court jurisdictions. Gang cases that are also murder cases may be shared across the CLU Gang and Homicide teams. These two teams also share investigator resources.
	Homicide/ Gang Investigations	Countywide	2..0	The CLU Homicide/Gang investigator team works with attorneys in the same unit to address homicide and gang cases in Riverside, Banning, and Southwest. Investigators meet with clients and conduct investigations as requested by attorneys or deemed necessary to carry out the requirements of individual cases.
	CLU Paralegals	Countywide	2.0	Paralegals provide various types of support to all CLU teams, including identification of potential future clients through news searches, researching legal precedent, preparing legal documents, and assisting with investigative matters and client cases as needed.
Misdemeanors	Misdemeanor Management	Countywide	1.0	Supervises personnel within the misdemeanor unit and provides operational guidance and support as needed.
	Proposition 47	Countywide	11.0	Attorneys in the Proposition 47 unit are responsible for defending cases where defendants have petitioned to have their non-serious, nonviolent felony crime(s) reduced to misdemeanors. Requires case evaluation and potential reduction of sentencing for each case on an individual basis.
	Drug Court	Countywide	2.0	Attorneys in the Drug Court unit are responsible for defending cases where defendants are participants of the County of Riverside's drug rehabilitation program. The program is a part of the Recovery Operations Center (ROC), which provides drug offenders a chance to rehabilitate while providing consistent progress updates throughout the program, for a reduced or nonexistent jail sentence.
	Misdemeanor Investigations	Countywide	2.0	The misdemeanor investigator team works with attorneys in the same unit to address misdemeanor cases in Riverside. Investigators meet with clients and conduct investigations as requested by attorneys or deemed necessary to carry out the requirements of individual cases.

Legal Services (continued)				
Division	Function	Location	FTE (Filled)	Description
Domestic Violence	Domestic Violence	Riverside	5.0	Includes unit supervisor as well as line staff; Domestic Violence attorneys are responsible for overseeing related cases countywide, based on Riverside.
Collaborative Courts	Collaborative Court Management	Riverside	1.0	Includes division supervision who is responsible for overseeing all collaborative court operations, providing general management oversight, and conducting all personnel evaluations.
	MDO/Family	Riverside	3.0	The Mentally Disordered Offenders, Family, and LPS court is for clients who are either mentally disordered (declared incompetent to stand trial), designated to an LPS conservatorship, or eligible to be seen in Family Court. These cases typically require monthly progress check-ins, where clients are monitored for medication (if part of the case plan), designated to treatment teams, and evaluated for potential fit to placement homes at the end of evaluation periods.
	Mental Health	Riverside	4.0	Attorneys in the mental health court work with clients who are facing mental health issues. These cases typically require frequent progress check-ins where clients are monitored for adherence to case plans, including medication and service requirements.
	Veterans Court	Riverside	3.0	Attorneys in the Veterans Court serve Veteran offenders who meet certain criteria (e.g., branch, length of service) and are charged with a myriad of different crimes, including felony and misdemeanor. Candidates are admitted into the program and must meet program progress requirements to remain in the program. Progress hearings are heard each Friday in the Veterans Court.
Felony Unit	Felony Unit Management	Riverside	1.0	Includes division supervision who is responsible for overseeing all felony court operations, providing general management oversight, and conducting all personnel evaluations.
	Superior Court (34/63)	Riverside	8.0	Covers the vertical felony calendars in Superior Courts 34 and 63 in Riverside.
	Prelims (34/63)	Riverside	8.0	Covers the vertical felony calendars in preliminary hearings for Superior Court 34 and 63 in Riverside.
	Investigators	Riverside	5.0	Serves as a pool of investigator resources to provide assistance to attorneys responsible for defending felony offenders.
Juvenile	Juvenile Management	Countywide	1.0	Includes division supervision who is responsible for overseeing all felony court operations, providing general management oversight, coordinating with other criminal justice agencies as necessary, and conducting all personnel evaluations.
	Juvenile Court	Countywide	6.0	The juvenile court serves all juvenile cases across the county, with cases heard in the Riverside and Southwest courts. Juvenile operations include a social worker and attorneys who provide input into the minor's supervision plan and connect the minor and family to treatment services and resources.
	Mental Health	Countywide	1.0	The mental health juvenile court serves minors who are declared mentally incompetent to stand trial. Similar to other juvenile services, this unit connects juveniles and their families to the necessary services.
	Paralegal	Countywide	1.0	The juvenile paralegal position is focused on educational issues. This role handles all records requests; contacts schools and makes requests for letters from teachers as needed; and attends individualized education plan (IEP) meetings for juveniles with special education needs.
	Investigators	Countywide	2.0	The investigator team works with attorneys in the juvenile unit to address case needs across the county. Investigators meet with clients and conduct investigations as requested by attorneys or deemed necessary to carry out the requirements of individual cases.

Legal Services (continued)				
Division	Function	Location	FTE (Filled)	Description
Banning	Felony	Banning	5.0	The Banning felony operation includes three attorneys who are trial lawyers and one who operates a daily felony calendar. The Banning operation was recently enhanced due to redistricting in the Hemet and San Jacinto area that is resulting in certain cases being routed to Banning rather than Southwest.
	Misdemeanors	Banning	5.0	Misdemeanor operations in Banning includes two attorneys, one of whom oversees a calendar court including both misdemeanors and post-release community supervision (PRCS) cases.
	Investigations	Banning	2.5	Banning investigators are assigned to both felony and misdemeanor caseloads as necessary, based on the supervisor's understanding of individual investigator's workloads and efficient operations. Investigators meet with clients and conduct investigations as requested by attorneys or deemed necessary to carry out the requirements of individual cases.
	Paralegal	Banning	1.0	Paralegals provide various types of support to Banning felony and misdemeanor attorney teams, including researching legal precedent, preparing legal documents, and assisting with investigative matters and client cases as needed.
Southwest	Felony (204)	Southwest	11.0	Attorneys in the Felony unit (courtroom 204) handle all cases for clients within the Southwest jurisdiction. One attorney in this unit serves as an anchor who handles arraignments and ensures that the calendar flows, while the other handle client cases vertically. Unit management is also included in this count.
	Mental Health	Southwest	1.0	The Mental Health court in the Southwest jurisdiction handles felony cases whose defendants are a part of the ROC program. This unit is overseen by the supervisor from the Riverside office.
	Juvenile (203)	Southwest	2.0	The Southwest juvenile court is heard in courtroom 203 and is overseen by the sole juvenile supervisor for the county. The juvenile cases are all delinquency-based.
	Investigations	Southwest	3.5	Southwest investigators are assigned to both felony and misdemeanor caseloads as necessary, based on the supervisor's understanding of individual investigator's workloads and efficient operations. Investigators meet with clients and conduct investigations as requested by attorneys or deemed necessary to carry out the requirements of individual cases.

PUBLIC DEFENDER SERVICE INVENTORY

Legal Services (continued)				
Division	Function	Location	FTE (Filled)	Description
Indio	Indio Management	Indio	1.0	Includes office and overall Office of Public Defender assistant manager, responsible for overseeing office operations as well as providing general management and oversight of personnel.
	Superior Court	Indio	7.0	Indio Superior Court operations handle all felony trials for the eastern region of the county, from Palm Springs to Blythe. Felonies are handled in a vertical calendar with seven attorneys focusing on trials. Includes time of supervisor.
	Prelims (3R/3N)	Indio	9.0	Indio Prelim court operations are responsible for the preliminary hearings for less-serious felony cases in the Palm Springs to Blythe region. The majority of these cases are handled by the same attorney from arraignment to preliminary hearing, and are settled before or at the point of the hearing. Includes time of supervisor.
	Mental Health	Indio	1.0	Mental Health is a collaborative court that includes defendants who are declared mentally incompetent to stand trial. These defendants appear in court to show their progress on a weekly basis.
	Misdemeanors	Indio	6.0	Indio misdemeanor operations handle all misdemeanor trials for the eastern region of the county, from Palm Springs to Blythe. Includes time of supervisor.
	Drug Court	Indio	1.0	Indio Drug Court is a collaborative court that includes defendants who have been selected to participate in the program based on a careful screening process. Defendants appear in court on a weekly basis to show progress throughout the program.
	Investigations	Indio	6.0	Indio investigators are assigned to both felony and misdemeanor caseloads as necessary, based on the supervisor's understanding of individual investigator's workloads and efficient operations. Investigators meet with clients and conduct investigations as requested by attorneys or deemed necessary to carry out the requirements of individual cases. Supervisor is included in count.
	Juvenile	Indio	1.0	All juvenile cases between Palm Springs and Blythe are handled by an attorney out of the Indio office, who is overseen by the Juvenile supervisor housed in Southwest.
	Paralegal	Indio	1.0	Paralegals provide various types of support to Indio felony and misdemeanor attorney teams, including researching legal precedent, preparing legal documents, and assisting with investigative matters and client cases as needed.
Blythe	General Operations	Blythe	3.0	Provide felony and misdemeanor defense services through one attorney, one paralegal, and one LSA as needed in the Blythe region. Utilize support of other offices and operate under oversight from Indio management as needed.